

The Law and Economics of Self-Dealing
November 4th, 2005

Simeon Djankov, Rafael La Porta,
Florencio Lopez-de-Silanes, Andrei Shleifer

We would like to thank Eugenio de Bellard, Melissa Johns and Nikolay Naumovich for their outstanding help with collecting and analyzing the data. The views presented in this paper do not reflect those of the World Bank or of Lex Mundi. Please do not quote without permission from the authors.

1. Introduction.

Over the last decade, both academic and practical approaches to corporate governance have increasingly focused on the problem of investor expropriation, sometimes also referred to as self-dealing or tunneling (Shleifer and Vishny 1997, Johnson et al. 2000). Specifically, those who control a corporation, whether they are managers, controlling shareholders, or both, can use their power to divert corporate wealth to themselves, without sharing it with the other investors. Various forms of such self-dealing range from executive perquisites to excessive compensation, transfer pricing, taking of corporate opportunities, self-serving financial transactions such as directed equity issuance or personal loans to insiders, and outright theft of corporate assets. Both in theory and in the data, corporate self-dealing undermines investor confidence in financial markets, reduces the ability of firms to raise external funds, and leads more broadly to financial underdevelopment (La Porta et al. 1997, 1998, Shleifer and Wolfenzon 2002).

But what can a society do about corporate self-dealing? One approach is to do nothing, and to count on market forces to sort out the problem¹. Virtually no society uses this approach: the temptation to “take the money and run” in an utterly unregulated environment is just too great. At the other extreme, a society can prohibit all conflicted transactions altogether: all dealings between a corporation and its controllers – or any other entity these controllers also control – could be banned by law. Yet no society finds it practical to use this approach either, perhaps because in many instances related-party transactions actually make economic sense. So what do societies actually do?

In this paper, we explore this question empirically. To this end, we describe a hypothetical self-dealing transaction between two firms controlled by the same person, which

¹ Since Coase (1960), there is a growing literature on alternative strategies of social control of business in general and financial markets in particular. Some recent contributions include Barth et al. (2003), Doidge et al. (2004), Easterbrook and Fischel (1984), Glaeser et al. (2001), and Mahoney (1995).

can in principle be used to improperly enrich this person. We then ask attorneys from Lex Mundi law firms in 102 countries to describe in detail how each country's legal system regulates this transaction. In principle, several approaches can be used. One approach is to facilitate private enforcement of good behavior. This approach emphasizes extensive corporate disclosure (sunshine as the best disinfectant), approval procedures for transactions, and facilitation of private litigation when self-dealing is suspected. Another approach is to rely on public enforcement, including fines and prison terms for self-dealing, as the United States has been increasingly doing through the Sarbanes-Oxley Act. From the detailed answers supplied by Lex Mundi attorneys, we construct numerical measures of the intensity of regulation of self-dealing along a variety of dimensions, covering both public and private enforcement. The anti-self-dealing indices are constructed for 72 countries. These data then enable us to address three broad sets of questions concerning the regulation of corporate self-dealing in different societies.

First, we ask what factors determine the structure of the regulation of self-dealing in different countries. In previous work, we have argued that the country's legal origin, including the common law, French civil law, German civil law, Scandinavian law, and Socialist law, is an important determinant of the country's strategy for protecting investors. We found systematic differences among legal origins in the protection of both minority shareholders and creditors through corporate and bankruptcy laws (La Porta et al. 1997, 1998) and in the intensity of regulation of security issuance through security laws (La Porta, Lopez-de-Silanes, and Shleifer 2006). In this paper, we develop measures of investor protection much more directly linked to the control of self-dealing, and examine the variation of these measures across legal origins.

Second, we examine whether the anti-self-dealing measures we construct are related to the development of financial markets, and if so which aspects of social regulation of self-dealing

are related to which financial outcomes. This enables us to evaluate from both the scientific and the policy perspectives alternative strategies of regulation of self-dealing.

Third, we compare the performance of alternative measures of shareholder protection as predictors of financial development. To this end, we first present revised estimates of the anti-director rights index of La Porta et al. (1997, 1998) for our larger sample of countries. Several authors have criticized this index for both its ad hoc nature (which the creation of our anti-self-dealing index is supposed to address), and for several conceptual ambiguities and outright mistakes in coding (Pagano and Volpin 2005, Spamann 2005). Here we address these concerns, and then examine the predictive powers of the revised anti-director rights index, the anti-self-dealing index, and two measures of investor protection derived from securities laws (La Porta, Lopez-de-Silanes, and Shleifer 2006). The results reveal some important similarities between these very different measures of investor protection, but also some key differences.

As a last note, we emphasize that we consider garden-variety self-dealing transactions, in which the controllers of companies make choices that may benefit them at the expense of other investors, but follow the law regarding disclosure and approval procedures. We are not dealing with cases of corporate crime such as Enron or Parmalat. To stop such cases, every country uses harsh criminal punishments. We are interested in a very different situation: if a controlling shareholder wants to enrich himself but also follow the law, how difficult is it for minority shareholders to thwart the deal before it goes through and to recover damages if it is carried out?

2. Methodology.

Our data are based on answers to a questionnaire completed by attorneys from Lex Mundi law firms. Lex Mundi is an association of international law firms with members in 115

countries. We invited Lex Mundi firms to participate in the project and received complete answers from 102 of them.² After processing the authors' answers, we conducted follow-up conference calls to seek clarifications and asked respondents to confirm our coding of the data. The sample we use in this paper is based on the answers of 72 authors who have confirmed the validity of our data. The countries included in the sample represent 99.3% of total world market capitalization in 2003. Among the countries that are not included in the sample, Saudi Arabia has the largest stock market (ranked 24th in the world), followed by Iran (ranked 41st in the world), and West Bank Gaza (ranked 55th in the world).³

A key contribution of this paper is to construct an index of the strength of minority shareholder protection against self-dealing by the controlling shareholder (*anti-self-dealing* index). Our earlier index of anti-director rights (La Porta et al. 1997, 1998) was based on an ad-hoc collection of variables meant to capture the stance of corporate law toward shareholder protection. The present index attempts to address the ways in which the law deals with corporate self-dealing in a more theoretically grounded way.

To measure investor protection in self-dealing transactions, we describe to the Lex Mundi law firms the stylized transaction illustrated in Figure I between two companies ("Buyer" and "Seller"). We assume that Mr. James owns 90% of Seller and 60% of Buyer, and that the latter is a publicly-traded firm. Mr. James is a director of Buyer and his son is its CEO. Seller operates a chain of retail hardware stores and has recently shut down many stores. As a result, some trucks in Seller's fleet are not being used. Mr. James proposes that Buyer purchases Seller's idle trucks for a cash payment equivalent to 10% of Buyer's assets (the transaction). He argues that Buyer could use additional trucks to expand its sales. Mr. James is on both sides of

² We did not receive complete answers from: (1) Iran; (2) Mozambique; (3) Oman; (4) Saudi Arabia; (5) Slovenia; or (6) West Bank and Gaza.

³ There is no Lex Mundi firm for Iran. Saudi Arabia and West Bank Gaza did not answer the questionnaire.

the transaction and could benefit if Buyer overpays for Seller's trucks. In fact, under our case facts, a \$100 wealth transfer from Buyer to Seller would reduce the value of Mr. James' equity in Buyer by \$60 but increase the value of his equity in Seller by \$90. Although the proposed transaction has a possible business purpose, it involves an obvious conflict of interest.

To gather data on the regulation of self-dealing, we designed an extensive questionnaire and tested it on a pilot sample of nine Lex Mundi firms. A revised version of the questionnaire was sent to all Lex Mundi firms. The lawyers received the case study and were asked to describe the minimum legal requirements in force in May 2003 regarding: (1) who approves the transactions; (2) what needs to be disclosed to the board of directors or supervisory board, the shareholders, the stock exchange, and the regulators; (3) what are the duties of officers, directors, and controlling shareholders; (4) how the transaction's validity could be challenged; (5) what causes of action are available if Buyer suffers damages; (6) what needs to be proven under each cause of action; (7) who has standing to sue under each available cause of action; (8) availability of direct and derivative suits; (9) access to information and discovery rights; and (10) fines and criminal sanctions.

The lawyers based their answers on all binding (i.e., not voluntary guidelines or doctrinal interpretations) laws and regulations applicable under our case facts and substantiated their answers with references to all relevant legal provisions. In addition, they provided the text of laws, statutes, judicial precedent, and regulatory opinions used to answer our questionnaire. Sources of law typically included: (1) company act; (2) civil and commercial code; (3) case law and judicial precedent; (4) stock market act and regulations; (5) stock exchange listing rules; (6) civil procedure code; and (7) criminal code. We read the relevant laws and coded the respondents' answers. Finally, we emailed our coding of the data to the respondents and held

conference calls with every country to confirm our interpretation of their answers and to make sure that our coding of the data is comparable across countries.

The Regulation of Self-Dealing

In theory, the law can regulate a transaction involving conflicts of interest so that it replicates the terms and conditions that would exist in an arm's-length transaction. The law can also empower minority shareholders to seek remedy for expropriation through the courts or to provide fines and criminal sanctions to those who expropriate. Below we describe our approach to organizing the data. The exact definitions of the variables are contained in Table I.

We examine several areas of law relevant to the transaction and summarize them with one index of investor protection against self-dealing and one of public enforcement. To measure the role of *private enforcement*, we keep track of disclosure and approval requirements imposed by law before Buyer may legally acquire Seller's trucks and of immediate disclosures after the decision to enter into the transaction has been made. Since even a duly approved and disclosed transaction may damage Buyer, litigation may be necessary to obtain restitution. Accordingly, we also keep track of how easy it is for minority shareholders to obtain redress through the courts when the transaction damages Buyer if all disclosure and approval requirements are met. The last assumption is crucial since the laws of most countries provide harsh penalties for breaking disclosure and approval requirements. Factors that affect the odds that the plaintiff prevails in court include liability standards and the right to compel evidence.

In addition to looking at measuring private enforcement, we capture the strength of *public enforcement* by keeping track of the fines and sanctions that may be applicable to Mr. James and those in charge of approving the transaction.

To be more specific, begin with private enforcement. The first area that the law may seek to regulate is the *approval process*. The basic choice is whether the transaction requires approval by disinterested shareholders or alternatively may be approved by the CEO, the board of directors (a majority of whose members were by case assumptions appointed by the controlling shareholder who is on both sides of the transaction), or shareholder meeting where the controlling shareholder votes. An important assumption in our case facts is that all parties (i.e., controlling shareholder, CEO, and directors) vote in favor of the transaction whenever legally possible even when doing so may expose them to greater litigation risk. Thus where the interested party – or people under his control – can act to influence the outcome of the decision, we assume that they do. For this reason, we separate out disinterested shareholder approval as the purest case of arms-length endorsement of the transaction.

Another critical way in which the law may seek to regulate the approval process is by mandating extensive disclosures by the company and the related party on the view that "sunshine is the best disinfectant" (Brandeis 1914). We keep track of the extent of disclosures by Buyer and the controlling shareholder before the transaction goes through.⁴ Finally, before the transaction is approved, the law may require a review by independent third parties (e.g., financial experts) who make available a report on the transaction and may act as a check on the opportunism of the insiders. We summarize our data on approval requirements and immediate disclosures through an index of *ex-ante private control of self-dealing* by investors.

The second area that the law may seek to regulate is the *ease* with which minority shareholders can *prove wrongdoing*. First, disclosure requirements in annual reports and

⁴ The study of disclosure in economics has centered on the effect of disclosure requirements imposed by securities laws on stock market outcomes. The early empirical literature was inconclusive (Stigler 1964, Friend and Herman 1964, Robbins and Werner 1964, and Benston 1973). The more recent literature finds that mandatory disclosure rules are associated with larger stock markets in a cross-section of countries (La Porta et al. 2006) and higher stock market valuations in the US (Greenstone et al. 2006).

periodic filings may facilitate the scrutiny of related-party transactions by outside shareholders. The extent of such disclosure varies across jurisdictions.

Second, in most jurisdictions, any damage that the transaction causes is assigned to Buyer rather than to any individual shareholders. Since Buyer is unlikely to pursue legal action that would harm its controlling shareholder, we measure the obstacles (e.g., high ownership requirements) faced by minority shareholders to gain standing to sue on behalf of Buyer. The cost of private enforcement increases with the obstacles faced by minority shareholders to sue derivatively.

Third, courts may void the transaction in cases of negligent approval or approval in bad faith, or alternatively when the transaction is merely unfair or involves a conflict of interest and damages the company. Similarly, Mr. James and Buyer's directors may be liable for damages if it can be proved that: (1) they acted in bad faith; or (2) they acted with negligence; or (3) that the transaction was unfair or involved a conflict of interest. Naturally, private enforcement is more costly when plaintiffs need to prove bad faith on the part of Mr. James or directors than when they are merely required to show that the transaction involved a conflict of interest.

Fourth, plaintiffs are more likely to prevail if *access to evidence* is extensive. We consider three aspects of access to evidence: 1) whether plaintiffs can request the court to appoint an inspector to examine the affairs of the company; 2) whether plaintiffs must identify (e.g., by providing title and author) the specific documents that they seek to review; and 3) whether plaintiffs can directly question defendants and non-parties in court. We combine our proxies for ex-post disclosure and the ease of proving wrongdoing into an index of *ex-post private control of self-dealing*.

Finally, we create an *anti-self-dealing index* by averaging the indices of ex-ante and ex-post private control of self-dealing.

We next consider *public enforcement*. The law may deter wrongdoing by sanctioning the controlling shareholder and those who approved the transaction with fines and criminal sanctions. As a practical matter, most countries impose severe criminal sanctions when the transaction has been approved in violation of the law. For this reason, we only measure the sanctions that apply to Mr. James and those who approved the transaction if all disclosure and approval requirements have been met. To be sure, this is *not* the principal focus of criminal law.

Even under our case facts, fines and criminal sanctions apply to behavior ranging from criminal intent to obtain unlawful profit to breaches of duties of care and loyalty. To illustrate the scope of such sanctions, consider an example. Under our case facts, Mr. James abstains from a board vote on the proposed transaction if legally required to do so. However, while abstaining from voting, Mr. James can still influence other members of the board to approve the transaction so that he can obtain a personal benefit at the expense of the company. In Belgium, the directors who approved the transaction – but not Mr. James – will face criminal sanctions for misuse of company assets. Mr. James does face criminal sanctions in Sweden if he intentionally caused damage to the company. The scope of criminal sanctions is wider in Germany where members of the management board can be criminally liable for breach of trust if they violate their duty to care for the assets of the company and the company suffers damages. We keep track of maximum fines and prison terms applicable for such violations of the law.

3. Regulation of Self-Dealing Across Countries.

Table II presents our data on approval and immediate disclosure requirements. Countries are arranged by legal origin, and we report the means for each legal origin and the tests of the differences in these means.

Two examples, Italy and the UK, illustrate our data and empirical approach. Italy ranks 43rd in our anti-self-dealing index, and is representative of civil law countries. The UK ranks 5th, and most common law countries (but not the US) model their regulation of self-dealing on the UK. Briefly, related party transactions in Italy are approved by disinterested directors, not shareholders. Most of the disclosure regarding related party transactions takes place in periodic filings. When related-party transactions cause damage to the firm, the cost of private litigation is very high. In contrast, related-party transactions in the UK are reviewed by independent financial experts and approved by disinterested shareholders. Extensive disclosure takes place both before and after the transaction is approved. However, as in Italy, litigation in the UK is costly. To substantiate these claims, we next discuss these two countries in further detail.

In Italy, Mr. James, as an interested director of Buyer, has to notify the other directors as well as the internal auditor of his interest in the transaction (i.e., his relation to and ownership in Seller), and abstain from participating in the decision. Moreover, because Mr. James is a director of Buyer, the transaction must be approved by Buyer's disinterested directors – but not disinterested shareholders. In addition, Buyer's internal auditor is required to attend the meeting of the board of directors and review the transaction.

Once the board of directors approves the transaction, Buyer has fifteen days to make public a document describing it. This document must include: (1) a description of the assets purchased by Buyer; (2) the nature and amount of consideration paid by Buyer to Seller; (3) an

explanation or justification for the price paid by Buyer for Seller's assets; (4) the fact that Mr. James owns 60% of Buyer; (5) the fact that Mr. James owns 90% of Seller; and (6) all facts about the transaction that a reasonable prudent person would believe to be material.

Gaining standing to sue is straightforward in Italy. Any shareholder or group of shareholders owning 5% of the shares in the company may sue the directors on behalf of Buyer. However, shareholders should exercise their right to sue with extreme caution as their odds of prevailing in court are not high. First, the transaction cannot generally be voided or rescinded provided that it was approved by disinterested directors and all required disclosures were made. Second, holding disinterested directors liable for damages requires proving that they acted negligently and that their actions caused damages to Buyer. Italian courts have stated that, generally, directors cannot be held liable on the merit of their actions, provided that they acted with care, diligence and in a professional manner. Third, and most importantly, Mr. James cannot be held liable if he has abstained from voting.

Shareholders in Italy may have a hard time gaining access to the information required to prove that Buyer's disinterested directors acted negligently. First, in case of a well-founded suspicion of serious irregularities in directors' conduct, shareholders holding 5% of the shares can report the facts to the court. The court can then order an investigation of the Company's management at the expense of the claiming shareholders. Second, the plaintiff's request for documents must specifically identify the document(s) sought (e.g., indicate title, author, date, and contents). Third, the Judge – not the plaintiff -- is in charge of questioning non-party witnesses. Fourth, normally parties (e.g., plaintiffs) are not permitted to give evidence in the case. When they are allowed to testify, the questioning of parties follows the same procedures as that of non-parties.

To wrap up the review of Italy, criminal sanctions and fines generally apply in case of fraud and are unavailable under our case facts. As a result, the regulation of self-dealing in Italy is solely based on trusting disclosure after the fact and on disinterested directors doing the “right thing”. In this regard, disinterested directors are unlikely to be found negligent if they lend their support to a transaction which, while favoring Mr. James, has a plausible business purpose. At the same time, disinterested directors owe their position on Buyer’s board to Mr. James.

In the United Kingdom, modern regulation of self-dealing evolved from the common law equitable rule that directors, being subject to fiduciary duties, could not enter into engagements with their company when they had or could have a conflicting personal interest in such engagements or when such engagements could conflict with the interests of those they are bound to protect. This “no conflict” rule was subject to an important exception: conflicted contracting was permitted provided that the conflict of interest was disclosed in advance to the shareholders, who then approved the transaction. The scope of this rule was enormous. The requirement of shareholder approval did not require to show an actual conflict of interest between the company and the director (i.e., it was enough that there were a real potential for conflict). Nor was it necessary to show that the conflict had an impact on the terms of the transaction. All self-dealing transactions required shareholder approval even if they appeared fair.

As discussed in Davies (2002), during the nineteenth century, the rule of equity lost its bite as courts came to accept that shareholder approval for self-interested transactions could be granted in general, rather than for specific transactions, in the articles of association. Provisions began to appear in these articles permitting the board to contract on behalf of its members. But legislators stepped in to put constraints on self-dealing. Statutes and regulations currently in force require that our hypothetical transaction be approved by both Buyer’s board of directors

and its shareholders for two reasons (1) because it is a substantial property transaction (i.e., exceeds £100,000 or 10 per cent of the company's asset value) involving directors, and (2) because it is a transaction with a related party⁵. Moreover, under stock exchange listing rules, Mr. James must abstain from voting at the shareholder meeting. Extensive mandatory disclosures ensure that disinterested shareholders are knowledgeable about the transaction before they vote to approve it. Specifically, Buyer must send a circular to shareholders containing not only all material information regarding the nature and extent of any interests of its directors in the transaction, but also a statement by the disinterested directors that the transaction is fair and reasonable and that the directors have been so advised by an independent adviser acceptable to the UK Listing Authority. Finally, Mr. James and any director who is in any way directly or indirectly interested in the proposed contract must make "full and frank" disclosure of the existence and nature of that interest at a board meeting.

Once the transaction is approved by shareholders, the next annual report must contain particulars of its principal terms (including the director's name and the nature of his interest and the value of the transaction) of any transaction or arrangement with the company in which Mr. James or parties connected with him had directly or indirectly a material interest.

If the transaction is properly approved with full disclosure, disgruntled shareholders will not find it easy to challenge the transaction in court. Shareholders must first gain standing to sue. In principle, any shareholder may sue Mr. James and the directors on behalf of Buyer if there has been a fraud on the minority (i.e., the majority of the shareholders succeeded in expropriating at the expense of the minority the money, property or advantages of the company) and the wrongdoers are in control of the company. However, shareholders may have trouble persuading the courts that Mr. James is "in control" if a majority of disinterested shareholders

⁵ Section 320 of the Companies Act of 1985 and 11.4 of the Listing Rules.

have embraced the transaction. If shareholders are allowed to sue, a contract in which a director is interested may be voided if it is not made *bona fide* in the company's interest or for proper purposes even if all required disclosures were made. Shareholders may also recover profits and damages from directors who failed to exercise adequate care and skill or had a conflict of interest and failed to act in the best interest of the company. However, the general principle is that English courts will not correct a "bad bargain".⁶ In practice, this means that, absent a failure to disclose material information, it is difficult to hold directors liable when the transaction was reviewed by independent financial experts and approved by disinterested shareholders.

Aggrieved shareholders in the UK have extensive access to information both before and during proceedings. First, shareholders may request that the Secretary of State appoint an inspector if the company's affairs are being or have been, *inter alia*, conducted in a manner which is unfairly prejudicial to some shareholders. Second, once in court, the plaintiff does not have to specifically identify the document sought (e.g., by indicating the title, author, date, etc) but can rather request categories of documents pertinent to the case. Third, the claimant can cross-examine both a defendant and a non-party witness on the contents of his witness statement or any other evidence he has given in direct examination without prior approval by the court of the questions posed.

Under our case facts, public enforcement is toothless in the UK. Absent criminal behavior or breach of the law, no criminal sanctions or fines apply to Buyer's directors.

In summary, the strength of the regulation of self-dealing in the UK lies in the heightened scrutiny of transactions involving related parties before they may be approved rather than in favoring litigation by minority shareholders. This has led legal scholars to remark that

⁶ Naturally, courts would take a different view in the event of fraud (e.g., if a material fact regarding the transaction was not disclosed).

“...judicial assessment of the fairness of self-dealing transactions has not been a significant part of British law” (Davis, 2002, page 171). In fact, minority shareholders face a high burden of proof in challenging the transaction *because* it was approved by disinterested shareholders with both the advice of independent financial experts and full disclosure of all material information.

The difference between Italy and the UK is representative of broader patterns. Turning to the data on Table II, the most pronounced differences are between civil and common law countries. Differences among civil law systems are seldom statistically significant and we do not focus on them. Disinterested shareholders must approve the transaction in forty-eight percent of common law countries but only nineteen percent of civil law countries. In contrast, the CEO may single-handedly approve the transaction in twenty percent of civil law countries but never in common law countries.

Turning to disclosure, we keep track of the disclosures that need to be made by Buyer as well as by Mr. James before the transaction is approved. The disclosure indices range from 0 (no disclosure) to a perfect score of 1 (full disclosure). Buyer is required to make full disclosure in 57% of common law countries. In contrast, Buyer is required to make full disclosures in 25% of civil law countries. This pattern is reflected in the index of disclosure requirements by Buyer, which takes value of 0.62 in common law countries and 0.40 in civil law ones. Similarly, Mr. James also faces more extensive disclosure requirements in common law countries than in civil law ones (0.96 vs. 0.56). Consistent with this pattern, an independent review of the transaction is required in forty-eight percent of common law countries but only twenty-nine percent of civil law countries. We summarize these results with the index of ex-ante disclosure requirements. The index of ex-ante disclosure ranges from 0 in the Ukraine to 1 in countries such as France and the UK and averages 0.68 in common law countries but only 0.42 in civil law ones.

The index of *ex-ante* private control of self-dealing summarizes the approval and disclosure requirements for our hypothetical transaction. Common law countries typically require both extensive disclosures and the approval of the transaction by disinterested shareholders (the *ex-ante* private control of self-dealing index equals 0.58). In contrast, civil law countries typically have fewer disclosure requirements and entrust the approval of self-dealing transactions to the CEO or the board of directors (the *ex-ante* index equals 0.31).

Table III presents our data on the *ease* with which minority shareholders may *prove wrongdoing* by Mr. James and the approving body. The index of disclosure in periodic filings ranges from 0 (no disclosure) to a perfect score of 1 (full disclosure). Buyer is required to make full disclosure in 43% of common law countries. In contrast, Buyer is required to make full disclosures in 14% of civil law countries. Shareholders controlling 10% of the stock can sue Mr. James and the other directors in 90% of common law countries and in roughly 80% of Scandinavian and German legal origin countries. In contrast, shareholders have standing to sue in only 53% of French civil law countries. Legal families also differ in the burden of proof for rescinding the transaction as well as for holding liable controlling shareholders and directors. Under our case facts, rescinding the transaction is impossible in 71% of civil law countries and requires proving fraud in the remaining 29%. In contrast, Kenya and Zimbabwe are the only common law countries where rescission is unavailable. In addition, four common law countries (Australia, Thailand, Uganda, and the UK) limit rescission to cases of fraud. In the remaining fifteen common law countries, plaintiffs face a lower hurdle than fraud to rescind the transaction.

Consistent with our findings regarding the burden for rescinding a transaction, it is typically easier to hold Mr. James and members of the approving body liable in common law countries than in civil law ones. For example, Mr. James may only be held liable for fraud – the

most demanding standard – in 37% of civil law countries and 24% of common law ones. Here Scandinavian legal origin countries are an exception among civil law countries: it is significantly easier to hold Mr. James liable in Scandinavian civil law countries than in French and German civil law ones. *Access to evidence* is also sharply higher in common law countries than in civil law countries (0.73 vs. 0.46). Once again, Scandinavian legal origin countries are an exception among civil law countries: *access to evidence* in Scandinavian legal origin countries is comparable to that in common law countries. The index of *ease of proving wrongdoing* summarizes the litigation variables. It ranges from 0.06 in Luxembourg to 1.0 in New Zealand and Singapore. Based on the index of *ease of proving wrongdoing*, litigation is significantly easier in common law countries than in civil law ones (index of 0.73 vs. 0.39).

The index of *ex-post private control of self-dealing* encapsulates the disclosure requirements after the transaction is approved and the *ease of proving wrongdoing*. It shows that disclosures requirements are more stringent and it is easier for plaintiffs to prove wrongdoing in court in common law countries than in civil legal origin ones (score of 0.76 vs. 0.44).

Finally, we average the ex-ante and ex-post indices of private control of self-dealing and create an “*anti-self-dealing*” index. Not surprisingly, the anti-self-dealing index is sharply higher in common law countries (0.67) than in civil law ones (0.37). Consistent with this pattern, the anti-self-dealing index is lowest in Bolivia (0.08) and highest in Singapore (1.00). However, legal origin is not destiny. France ranks 6th in a sample of 72 countries (after Singapore, Hong Kong, New Zealand, Malaysia, and the UK), while the US ranks 16th.

Interestingly, the regulation of self-dealing in the US and France depart in important ways from the patterns of their respective legal families. The US does not have shareholder approval for related-party transactions and instead emphasizes litigation to protect minority

shareholders against self-dealing. France allows related party transactions to be carried out without shareholder approval *if* they take place on “normal” terms. However, it is easy to challenge related-party transactions that take place without shareholder approval.

To be more specific, under Delaware law, the transaction may be approved by the board of directors. In fact, Mr. James may even participate in the decision. However, challenging the transaction in court is very easy if, as we assume, interested directors participate in the decision. In view of the fact that Mr. James controls both sides of the transaction, a shareholder would start off with a case in which Buyer’s board would have the difficult task of proving fair dealing and fair price (i.e., the “entire fairness” of the transaction).⁷ Fair dealing covers such questions as when the transaction was timed, how it was initiated, structured, negotiated, disclosed to the directors, and how the approval of the directors was obtained. Fair price relates to the economic and financial considerations of the proposed transaction, including all relevant factors. Directors must then show “entire fairness,” where all aspects of the issue are examined. Here, unlike in the UK, the image of a “smell test” is a fitting metaphor for describing the work done by the judge in examining whether the transaction is entirely fair.

In France, agreements between Buyer and, among others, 10% shareholders must first be approved by the board of directors and then by disinterested shareholders. However, no special approval requirements are necessary for agreements “... entered into subject to normal conditions”. In our empirical work, we assume that the transaction is approved by Buyer’s CEO as if its terms were “normal” (i.e. the transaction is approved in accordance with minimum legal requirements). In practice, bypassing the approval requirements legally prescribed for

⁷ Note that we assume that the transaction is approved in accordance with minimum legal requirements. However, Buyer’s board of directors could seek shareholder approval of the transaction. Approval by either disinterested shareholders or a special committee of disinterested directors would have the effect of shifting the burden of the proof to the plaintiff but the standard of review would remain entire fairness.

transactions between Buyer and Mr. James may not be wise since such agreements may be cancelled if they have prejudicial consequences for the company. In sum, the requirement to obtain shareholder approval for related party transactions is easy to avoid in France. However, related-party transactions are easy to challenge if they are not approved by shareholders. In practice, shareholder approval is almost always sought.

Turning to public enforcement, Table IV shows our data on fines and criminal sanctions applicable when all approval and disclosure requirements are met, but Mr. James or the approving parties breach their duties to the company. Those who approved the transaction are subject to fines in 43% of the sample countries. In addition, on average, they may be imprisoned for about two years. Interestingly, criminal sanctions for those who approve the transaction are most severe in German civil law countries and least severe in common law countries. There are no other significant differences among legal families. Sanctions on Mr. James are even less severe than on the approving body and show no variation across legal origin. Perhaps it is not surprising that Mr. James faces minimal criminal sanctions (1.8 years). The more surprising result is that Mr. James is seldom subject to fines (33% of the sample). The index of public enforcement summarizes our data on sanctions. It shows no variation across legal origins.

Our discussion of the results has so far emphasized the role of legal origin as a determinant of the regulation of self-dealing. One may also wonder whether differences in the regulation of self-dealing can be explained by differences in income levels. For example, rich countries may optimally choose to regulate self-dealing whereas poor countries may not be able to afford to do so. Table V sorts countries by per capita income and reports the means of our summary indices for the bottom quartile, middle fifty percent, and top quartile. There is little evidence that our summary indices of anti-self-dealing and public enforcement vary with income

level. In fact, the correlation between anti-self-dealing and (log) GDP per capita is only 0.15 and statistically insignificant (see the appendix). The data hint at one way in which income may shape the regulation of self-dealing: the index of ex-post private control of self-dealing is *highest* in rich countries (0.65 vs. world average of 0.53). Access to evidence is more extensive and Mr. James is more likely to be held liable in rich countries than in middle- and low-income ones (results not reported in Table V). Overall, the evidence on Table V should alleviate concerns that cross-country differences in the regulation of self-dealing are explained by differences in economic development.

4. Regulation of Self-Dealing and Stock Market Development

We are interested in linking the regulation of self-dealing to measures of the development of stock markets. Table VI presents five indicators of stock market development. The first variable is the ratio of stock market capitalization to GDP. The second is the number of domestic publicly-traded firms in each country relative to its population. The third variable is the value of initial public offerings in each country relative to its GDP. All three variables are five-year averages of yearly data (the first two for the period 1999-2003 and the last one for 1996-2000). Theoretically, the first of these three measures is the most attractive, since in theory better investor protection is associated with both a higher number of listed firms and higher valuation of capital (Shleifer and Wolfenzon 2002). Except for some differences in scaling and timing, these three variables were used in La Porta et al. (1997, 2006) to study the consequences of investor protection on stock market development.

The fourth variable is the (median) premium paid for control in corporate control transactions. In several theoretical models, this variable has been interpreted as a measure of

private benefits of control, which are higher in countries with weaker investor protection (Grossman and Hart 1988, Dyck and Zingales 2004, Nenova 2003). The fifth and final variable is a proxy for ownership concentration among the largest firms in the country. Both theory (Shleifer and Wolfenzon 2002) and prior evidence (La Porta, Lopez-de-Silanes, and Shleifer 1999) suggest that ownership concentration is lower in countries with better investor protection.

Consistent with our previous work, Table VI shows pronounced differences in financial development across legal families. The most striking differences are between common law and French civil law countries. Common law countries have sharply more valuable stock markets relative to their GDPs (85.5% vs. 42.0%), more listed firms per million people (32.6 vs. 19.6, although statistically insignificant), more IPOs relative to their GDPs (3.7% vs. 1.7%), a lower value of control (4% vs. 16%), and less ownership concentration (44% vs. 55%). Stock markets in German and Scandinavian civil law countries are also generally less developed than in common law countries but this pattern is less systematic than for French civil law countries. In particular, German and Scandinavian civil law countries have levels of ownership concentration and IPO activity comparable to those of common law countries. In addition, the number of listed firms in Scandinavian legal origin countries is higher than in common law countries (69.4 vs. 32.6). In sum, over most indicators, stock markets are best developed in common law countries. The development of stock markets in civil law, particularly French civil law, countries lags behind that of common law countries.

To assess regulation of self-dealing, we first consider the effect on market capitalization – the most commonly used measure of stock market development -- of each of the following six aspects of the regulation of self-dealing transactions: (1) approval by disinterested shareholders; (2) disclosure requirements before the transaction may be approved; (3) index of ex-ante private

control of self-dealing; (4) disclosure requirements in periodic filings; (5) ease of proving wrongdoing; and (6) index of ex-post private control of self-dealing. All specifications include logarithm of per capita income⁸ and the efficiency of the judiciary as measured by the number of days to resolve a commercial dispute (Djankov et al. 2003a). Table VII shows that both higher per capita income and the efficiency of the judiciary is associated with larger stock markets.

The key result on Table VII is that all six measures of the regulation of self-dealing are both statistically and economically significant. Figures II and III illustrate the relationship between stock market capitalization and ex-ante and ex-post private control of self-dealing, respectively. The estimated coefficients imply that a two-standard deviation increase in the indices of ex-ante and ex-post private control of self-dealing is associated with an increase in stock market capitalization of 29 and 35 percentage points, respectively. These effects are economically large: the sample average stock-market-capitalization-to-GDP ratio is 59%. In Figures II and III, Switzerland and Hong Kong are major outliers. One may wonder whether our results are driven by extreme observations. However, we obtain qualitatively similar results when either excluding those two observations or using median regressions.

Switzerland plays a key role in making the results weaker than they would be otherwise. Switzerland's legal environment, from the perspective of disclosure, approval, and the burden of litigation is extremely friendly to insiders and hostile to outside shareholders. Yet Switzerland has an extremely valuable stock market. Either we have missed some important legal protection of shareholders in Switzerland, or alternatively it has developed mechanisms for protecting minority shareholders separate from the law.

Table VIII shows the effect of the indices of ex-ante private control of self-dealing (Panel A), ex-post private control of self-dealing (Panel B), and anti-self-dealing (Panel C) on our five

⁸ Results are qualitatively similar with the log of GDP per capita in constant purchasing power parity dollars.

indicators of the development of stock markets (Table VIII also includes the results on stock market capitalization reported in Table VII). All three measures of the regulation of self-dealing are statistically significant for both stock-market-capitalization-to-GDP and block premium. In contrast, the ex-post private control of self-dealing index and the overall anti-self-dealing index are significant for both (log) firms per million inhabitants and IPOs-to-GDP. Finally, only the ex-post private control of self-dealing matters for ownership concentration. Below we discuss the economic significance of these results.

All three measures of the regulation of self-dealing have a large impact on the stock-market-capitalization-to-GDP ratio. We have already noted that improving the index of ex-ante (ex-post) private control of self-dealing by two standard deviations increases the stock-market-capitalization-to-GDP ratio by 29 (35) percentage points. In addition, the predicted effect of improving the anti-self-dealing index by two standard deviations (roughly the distance between Singapore and Belgium or India) is to increase the stock-market-capitalization-to-GDP ratio by 38 percentage points. To assess the magnitude of these effects, recall that the average stock-market-capitalization-to-GDP ratio in our sample is 59%.

Both the ex-post control and the anti-self-dealing indices have a significant effect on the (logarithm of the) number of domestic firms per million inhabitants. A two-standard deviation in the ex-post private control of self-dealing is associated with a 62% increase in the number of domestic firms. Similarly, as illustrated by Figure IV, a two-standard deviation increase in the anti-self-dealing index is associated with a 44% increase in the number of domestic firms.

The ex-post private control and the anti-self dealing indices also have a significant effect on the IPOs-to-GDP ratio. The estimated coefficient implies that increasing ex-post private control of self-dealing by two-standard deviations is associated with an increase in the IPOs-to-

GDP ratio of 1.9%. This effect is very large since the sample mean of IPOs-to-GDP is only 3.0%. Finally, as illustrated by Figure V, the predicted effect of improving the anti-self-dealing index by two standard deviations is an additional 1.8% in the IPOs-to-GDP ratio. Note that Figure V raises concerns over the role of outliers. However, we obtain qualitatively similar results when either dropping the UK from the sample or running median regressions.

The regulation of self-dealing also has a large impact on the block premium. Increasing the ex-ante private control of self-dealing by two-standard deviations is associated with a reduction of 9 percentage points in the median block premium, which is a very large effect since block premium averages 11% in our sample. Similarly, the estimated coefficients on the indices of ex-post private control of self-dealing and anti-self-dealing imply that increasing either measure by two-standard deviations is associated with an additional reduction of 10% in the median block premium. Figure VI shows that the block premium is very high in Brazil and Mexico (49% and 47%, respectively), two countries for which the anti-self-dealing index is low (0.29 and 0.18, respectively). Excluding both countries does not alter the statistical significance of the results. However, the anti-self-dealing index loses statistical significance (t-stat of 1.5) if we run median regressions.

Finally, only the index of ex-post private control of self-dealing has an effect on ownership concentration. The left (right) graph on Figure VII illustrates the relationship between the index of ex-ante (ex-post) control of self-dealing and ownership concentration. Ex-ante control of self-dealing simply does not lower ownership concentration (this result does not seem to be driven by a few outliers). In contrast, increasing the ex-post self-dealing index by two standard deviations is associated with a reduction of 19% in ownership concentration. To interpret this magnitude, note that the average ownership concentration in our sample is 47%.

One concern with our findings on the effect of private enforcement on the development of stocks markets is endogeneity. To address this concern, Table IX presents two-stage least square regressions using common law as an instrument for the anti-self-dealing index. Consistent with our OLS results on Table VIII, the anti-self-dealing index is significant in the regressions for stock-market-capitalization-to-GDP, (logarithm) firms per million inhabitants, IPOs-to-GDPs, and block premium (Panel A). In addition, legal origin is a strong predictor of the regulation of self-dealing. Note also that income per capita predicts the regulation of self-dealing when legal origin is included in the regressions but not in univariate regressions. These results should alleviate endogeneity concerns although they do not address the possibility that legal origin has an effect on stock market development through other channels.

Public enforcement is the last area of law that we examine. Table X shows that public enforcement is not associated with more developed stock markets. In fact, public enforcement is significant, but with the wrong sign, in only one regression (block premium). Figure VIII illustrates the relationship between stock-market-capitalization-to-GDP and public enforcement. It shows that there is no relationship between public enforcement and stock market capitalization and that this absence cannot be blamed on outliers. Advocates of public enforcement may dismiss our findings by arguing that what deters self-dealing is the probability that criminal sanctions will actually be imposed (rather than their mere existence). Unfortunately, we lack data on actual enforcement practices to test this view. However, we conjecture that a proxy for actual enforcement would have a hard time fitting the data since criminal sanctions are simply unavailable in roughly half the sample (32 countries) and this group exhibits enormous variation in the size of stock markets (e.g. Hong Kong vs. New Zealand). Perhaps a better reason to be cautious about our findings on public enforcement is that the criminal sanctions most relevant to

the development of stock markets may be those applicable under different case facts (e.g., failure to disclose) than ours.

In sum, our evidence supports the view that a high anti-self-dealing index is associated with valuable stock markets, more domestic firms, more initial public offerings, and lower benefits of control. In contrast, the anti-self-dealing index is not reliably associated with ownership concentration (although the index of ex-post control is). Finally, public enforcement does not predict more developed stock markets.

5. Other Measures of Investor Protection.

In previous work, we have constructed three other measures of investor protection: anti-director rights, disclosure in the prospectus, and prospectus liability. In this section, we examine the robustness of our findings on the effect of anti-self-dealing on the development of stock markets when including these three alternative measures of investor protection.

We begin with the anti-director index. The original anti-director rights index, reported in La Porta et al. (1997, 1998), is available for 49 countries and is based on laws in force circa 1993. This index has been criticized by a number of scholars for its ad-hoc nature, for mistakes in its coding, and most recently for conceptual ambiguity in the definitions of some of its components (Pagano and Volpin 2005, Spamann 2005). Our first step is then to describe and present a revised index of anti-director rights for 72 countries based on laws and regulations applicable to publicly-traded firms in May 2003. The revised index relies on the same basic dimensions of corporate law, but defines them with more precision.

Both the original and the revised anti-director rights indices summarize the protection of minority shareholders in the corporate decision-making process, including the right to vote. The

index covers the following six areas: (1) vote by mail; (2) obstacles to the actual exercise of the right to vote (i.e., the requirement that shares be deposited before the shareholders' meeting); (3) minority representation on the Board of Directors through cumulative voting or proportional representation; (4) an oppressed minority mechanism to seek redress in case of expropriation; (5) pre-emptive rights to subscribe to new securities issued by the company; and (6) right to call a special shareholder meeting. The general principle behind the construction of the revised anti-director rights index is to associate better investor protection with laws that explicitly mandate, or set as a default rule, provisions that are favorable to minority shareholders. We recognize that firms may, in their charters, opt out of the default rules set in the law. Firms may also enhance investor protection by including in their charters provisions favorable to shareholders. However, it has been shown theoretically (Bergman and Nicolaievsky 2004) and established empirically – including later in this paper – that the actual rules do matter for financial development.

Methodologically, the key difference between the original and revised indices of anti-director rights lies in the treatment of enabling provisions. To illustrate, consider the example of cumulative voting in the US. The Delaware code contains a provision that explicitly allows the certificate of incorporation of any corporation to provide that directors be elected through cumulative voting. In our earlier work, we did not draw a distinction between enabling provisions and mandatory and default rules. Accordingly, our original index of anti-director rights treats the US as having cumulative voting. Arguably, an enabling provision may lower the cost of private contracting. However, we ignore enabling provisions when coding the revised anti-director rights index and now treat the US as not having cumulative voting. We do so because enabling provisions are more prevalent in common than in civil law countries and we want to bias the results against the hypothesis that common law better protects investors.

The revised anti-director rights index is based on six proxies defined on Table XI. First, to make voting easier, shareholders may appoint a proxy to take their place at the shareholders' meeting and vote on their behalf. In many countries, the solicitation of proxies is unregulated and shareholders lack sufficient information to provide specific instructions to the proxy on how to vote on the items on the agenda. In other countries, in contrast, shareholders may vote by mail on each of the items on the agenda through a ballot or proxy form. The regulation of the proxy solicitation process makes it easier for shareholders to both cast informed votes and oppose proposals put forward by directors. Thus our first sub-index reflects the difficulty of making informed votes by mail.

Second, in some countries, the law requires, or permits companies to require, that shareholders who intend to vote at the shareholders' meeting deposit their shares with the company or a financial intermediary. The requirement that shares be deposited is closely related to the existence of bearer shares and is intended to force shareholders to prove their right to vote. This requirement imposes a cost on shareholders as they must obtain a certificate proving their ownership or are unable to sell their shares (i.e., shares are "blocked") or both. Moreover, when the identity of shareholders is unknown, dissenting shareholders face great difficulties forming coalitions with like-minded shareholders before the meeting.

Third, some countries mandate or set as a default rule that shareholders cast all their votes for one candidate for the board of directors or supervisory board (cumulative voting) or provide a mechanism of proportional representation in the board of directors or supervisory board. The effect of cumulative voting and proportional representation is to limit the power of large shareholders to dominate the board of directors or supervisory board.

Fourth, some countries provide legal mechanisms that protect minority shareholders against oppressive actions by controlling shareholders. These mechanisms include the right to rescind transactions that are prejudicial to the company or to recover damages suffered by the company in case of prejudicial resolutions of the shareholders' meeting, or decisions of the board of directors, or both. In contrast, in other countries transactions may only be rescinded in case of fraud and shareholders may only seek to recover damages suffered by the company if they can prove that directors acted with negligence, gross negligence, or fraud.⁹

Fifth, in some countries shareholders have a preemptive right to buy new issues of stock, which can only be waived by a shareholder vote. In the absence of preemptive rights, insiders may expropriate minority shareholders by offering shares to related parties, or even to themselves, at below-market prices.

Finally, we consider the minimum fraction of capital or votes that entitles a shareholder to call an extraordinary shareholders' meeting. Shareholders owning at least 3% of the capital are entitled to call such a meeting in Japan, Korea, and Taiwan. In contrast, shareholders must own at least 20% of the capital to call a meeting in Belgium, Venezuela, and Uruguay. Shareholders in firms incorporated in Delaware may not call an extraordinary shareholders' meeting at all unless authorized by the certificate of incorporation or bylaws. Insiders have greater control over the firm where it is more difficult for minority shareholders to call an extraordinary shareholders' meeting.

Table XII presents the revised index of anti-director rights. Note first that the correlation between the revised anti-director rights index and one presented by La Porta et al. (1997, 1998) is 0.70. As in the case of the original index, differences between English and French legal origin

⁹ This fourth component of the anti-directors index is closely related to the sub-index of *ease of proving wrongdoing* in the anti-self-dealing index.

countries are extremely pronounced and we discuss them first. English legal origin countries are more likely than French legal origin ones to provide voting by mail (81% vs. 16%), avoid the requirement that shares be deposited (100% vs. 53%), and provide an oppression remedy (90% vs. 27%). Moreover, English legal origin countries require less capital to call a shareholders meeting than do French legal origin ones (9% vs. 12%). In contrast, French legal origin countries are more likely than English legal origin ones to require cumulative voting (38% vs. 10%) and to offer shareholders preemptive rights (91% vs. 52%). The index of anti-director rights aggregates the information contained in these six proxies for investor protection. Consistent with our earlier findings, the index of anti-director rights is sharply higher in English legal origin countries than in French legal origin ones (4.24 vs. 2.89).

Also consistent with our earlier work, there are several differences among civil law families. Specifically, Scandinavian legal origin countries are more likely than French and German legal origin ones to avoid the requirement that shares be deposited ahead of a shareholders' meeting (100% for Scandinavian countries vs. 53% and 43% for French and German countries, respectively) as well as to provide an oppressed minority mechanism (60% for Scandinavian countries vs. 27% and 32% for French and German countries, respectively). Capital requirements to call a shareholder's meeting in Scandinavian and German legal origin countries (9% and 6%, respectively) are lower than in French (12%) legal origin countries and comparable to those in English legal origin ones (9%). As a result of these differences among civil law families, the index of anti-director rights is lowest in French legal origin countries (2.89) and highest in Scandinavian ones (3.80). In fact, the anti-director index in Scandinavian legal origin countries (3.80) is not statistically different than in English legal origin ones (4.24).¹⁰

¹⁰ Scandinavian countries have significantly higher income per capita than the rest of the sample (\$29,374 vs. \$9,295). This raises the question of whether the strength of investor protection in Scandinavian countries may

Table XIII shows the relationship between our five proxies for the development of stock markets and both the original anti-directors variable (Panel A) and the revised one (Panel B). The original anti-director rights index is associated with a higher stock-market-capitalization-to-GDP ratio, more domestic firms and IPOs-to-GDP, a smaller block premium, and less ownership concentration. The only noteworthy change in the estimated coefficients when using the revised anti-directors index is that the relationship between anti-director rights and block premium is no longer significant. The revised anti-director rights index has a large effect on the development of stock markets. For example, a two-standard deviations increase in the anti-director index is associated with an increase in stock-market-capitalization-to-GDP of 23 percentage points (sample mean of 59%), a 91% increase in the number of domestic firms per million inhabitants, an increase of 1.1 percentage points in the IPOs-to-GDP ratio (sample mean of 3%), and a reduction of 7 percentage points in ownership concentration (sample mean of 47%).

Table XIV presents horse races between the anti-self-dealing index, (revised) anti-director rights (Panel A), and the two variables from the La Porta et al. (2006) study of securities laws: prospectus disclosure (Panel B), and prospectus liability (Panel C). Before presenting the horse-race results, note that the correlations of anti-self-dealing with anti-director rights, disclosure requirements, and prospectus liability are 0.47, 0.68 and 0.36, respectively (see correlation table in the appendix). This suggests that it is going to be difficult to disentangle the effects of the anti-self-dealing index and the disclosure in the prospectus, which is not surprising in light of the fact that both measures heavily focus on disclosure (albeit in different spheres).

When controlling for anti-director rights (see Panel A), the anti-self-dealing index loses significance for firms per capita and remains significant for stock-market-capitalization-to-GDP,

simply reflect the fact that they are rich. However, the index of anti-director rights is uncorrelated (-0.01) with (log) GDP per capita (see the correlation table in the appendix).

IPOs-to-GDP, and block premium. In the same regressions (i.e., controlling for the anti-self-dealing index), the anti-director rights index loses significance for IPOs-to-GDP and block premium and remains significant for stock-market-capitalization-to-GDP, (log) firms per capita, and ownership concentration. We conclude that both the anti-self-dealing index and the anti-director rights index matter for the development of stock markets.

Controlling for disclosure in the prospectus (Panel B), the anti-self-dealing index is never significant. Disclosure in the prospectus, however, is significant in all regressions except for the block premium. The high correlation between the two measures invites caution in interpreting this evidence.

Controlling for prospectus liability (Panel C), the anti-self-dealing index remains significant for (log) firms per population, IPOs-to-GDP, and block premium and loses significance for market-capitalization-to-GDP. Prospectus liability is significant in all regressions. These results are broadly consistent with the view that both the anti-self-dealing index and prospectus liability matter for the development of stock markets.

In sum, we find that the anti-self-dealing index remains significant in three regressions when combined with either the anti-director rights index or prospectus liability. However, the anti-self-dealing index is never significant when combined with disclosure in the prospectus. In contrast, prospectus disclosure and liability are each significant in four regressions. Finally, the revised anti-director rights index is significant in three regressions. These results are consistent with the view that both disclosure and the power to enforce contracts through private litigation are important for the development of stock markets. Multicollinearity makes it hard to disentangle the relative contributions to the development of stock markets of disclosure in the prospectus and the regulation of self-dealing.

6. Summary and Implications.

We have constructed a new index of shareholder protection for 72 countries. The index addresses specifically the protection of minority shareholders against self-dealing transactions benefiting controlling shareholders. As such, it is better grounded in theory than the index of anti-director rights constructed by La Porta et al. (1997, 1998) and revised for this paper. We have found that the anti-self-dealing index exhibits some of the same properties as both the anti-director rights index, and the indices of shareholder protection through securities laws presented in La Porta et al. (2006). Specifically, the index is sharply higher in common law countries than in French civil law countries. The index is also a statistically significant and economically strong predictor of a variety of measures of stock market development across countries. These results support the findings in the earlier work, but also show that theoretically-grounded measures of investor protection are closely tied to financial development. In conclusion, we would like to delineate the implications of these findings in three areas: the measurement of shareholder protection, the interpretation of legal origin, and desirable regulatory strategies.

Implications for the Measurement of Shareholder Protection

The availability of four measures of shareholder protection, each collected with a different methodology and addressing a somewhat different situation, raises an obvious question: what is “the best” measure for researchers to use? Unfortunately, there is no clear answer to this question, largely because the measures are so highly correlated with each other. There are, however, some noteworthy differences. The measures of shareholder protection from securities laws appear to “work” best in terms of predicting stock market outcomes, but they are only available for 49 countries. These measures are particularly appropriate for studies of protection

of investors buying securities, as opposed to corporate governance *per se*. The revised anti-director rights index and the anti-self-dealing index are available for a larger sample of 72 countries. The former has the advantage of continuity with many previous studies; the latter has the benefits of greater conceptual clarity in general, and relevance to the pervasive problem of corporate self-dealing (or tunneling) in particular. Indeed, this last benefit seems to us to be crucial. To the extent that self-dealing is *the* central problem of corporate governance in most countries, the law's effectiveness in regulating this problem is the fundamental element of shareholder protection. Having said all this, our intent in our own future work is to test the robustness of findings to the use of alternative measures of shareholder protection, unless there is a compelling theoretical case to use one or another.

Implications for the Interpretation of Legal Origin

For all the measures of shareholder protection we have considered, there is a pronounced difference between common and French civil law countries. The examination of specific legal rules permits some further insight as to what explains these differences among legal origins.

Johnson et al. (2000) conjecture that common law is more suspicious of conflicted transactions than civil law, and subjects them to closer regulation and legal scrutiny. The results of this paper are broadly consistent with that conjecture. Specifically, common law countries subject related-party transactions to greater disclosure requirements as well as to more arms-length approval, than do French civil law countries in particular. These different approaches to the regulation of self-dealing appear to derive from long-standing legal principles, such as fiduciary duty, which over time are incorporated into the statutes that we actually observe.

Compared to our previous research, we still find greater emphasis on ex post litigation in common law than in civil law countries, although it appears that ex post – once the disclosure and the approval requirements are met – it is quite difficult for shareholders to recover damages even in common law countries. The US seems to be exceptional, with its greater emphasis on ex post litigation rather than ex ante disclosure and approval. The ex ante transparency in self-dealing transactions appears to be the central difference between common and civil law.

At a broader level, the results are consistent with the view of Djankov et al. (2003b) that common law is distinguished from civil law by its encouragement of private solutions to problems of “disorder.” Statutory law aims to reduce the costs of these private solutions, but not replace them by public ones. Mandatory disclosure and arms-length approval are very clear examples of this broader strategy of social control of business associated with common law.

Implications for Regulatory Strategies

If we take the evidence in this paper at face value, several ideas for the improvement of regulation of corporate governance, particularly in the area of self-dealing transactions, emerge.

To begin, our findings are consistent with those of La Porta et al. (2006) on securities laws, who also stress the crucial role of private contracting and enforcement for financial development, and deemphasize the role of public enforcers. Here, as before, countries with successful stock markets give shareholders the information they need and the power to act – including both voting and litigation – on this information. These countries do not rely on enforcement of good corporate conduct by regulators. This, perhaps, is the crucial message. But there are specific suggestions as well.

First, the results suggest that the cheapest and most straightforward reform of regulation of self-dealing transaction is to combine full disclosure of such transactions (including the potential conflicts) with the requirement of approval by disinterested shareholders. We do not see why this approach is incompatible with any legal system, and why it would not be appropriate for countries at any level of economic development. Sunshine indeed seems to be the best disinfectant. We note that the benefits of full disclosure for stock market development were also extremely large in our study of securities laws (La Porta et al. 2006), where we focused on disclosure by firms issuing securities to the public.

Second, if one wishes to go further, the evidence suggests that on-going disclosure of self-dealing transactions, combined with the relatively easy burden of litigation placed on the aggrieved shareholders, also benefits stock market development. Here reforms may be more difficult, as their success would depend on the more general structure and efficiency of legal systems in different countries. Nonetheless, the results suggest that giving aggrieved shareholders the standing to sue, the information to identify self-dealing, and a low burden of proof would deter self-dealing and promote stock market development.

Finally, the evidence suggests that the government's power to impose fines and prison terms for self-dealing transactions that meet disclosure and approval requirements does not benefit stock market development. We stress that this is a somewhat narrow conclusion, since it does not address the importance of public enforcement in situations where self-dealing transactions are concealed, as in the cases of Enron or Parmalat. To avoid self-dealing, however, it appears best to rely on broad disclosure, approval by disinterested shareholders and private enforcement.

References

- Brandeis, Louis S. (1914), *Other People's Money*.
- Barth, James, Gerard Caprio, and Ross Levine (2003), "Bank supervision and regulation: what works best?" *Journal of Financial Intermediation* 13: 205-248.
- Benston, George (1973), "Required disclosure and the stock market: An evaluation of the Securities Market Act of 1934," *American Economic Review* 63: 132-55.
- Bergman, Nittai, and Daniel Nicolaievsky (2004), Investor protection and the Coasian view, Mimeo, MIT.
- Coase, Ronald (1960), "The problem of social cost," *Journal of Law and Economics* 3: 1-44.
- Davies, Paul (2002), Introduction to Corporate Law, Clarendon Law Series, Oxford Press, UK.
- Djankov, Simeon, Rafael La Porta, Florencio Lopez-de-Silanes, and Andrei Shleifer (2003a), "Courts," *Quarterly Journal of Economics* 118: 453-518.
- Djankov, Simeon, Edward Glaeser, Rafael La Porta, Florencio Lopez-de-Silanes, and Andrei Shleifer (2003b), "The new comparative economics," *Journal of Comparative Economics* 31: 1-37.
- Doidge, Craig, Andrew Karolyi, and Rene Stulz (2004), "Why are foreign firms listed in the US worth more?," *Journal of Financial Economics* 71: 205-238.
- Dyck, Alexander and Luigi Zingales (2004), "Private benefits of control: An international comparison," *Journal of Finance* 59, 537-600.
- Easterbrook, Frank, and Daniel Fischel (1984), "Mandatory disclosure and the protection of investors," *Virginia Law Review* 70: 669-715.
- Johnson, Simon, Rafael La Porta; Florencio Lopez-de-Silanes, and Andrei Shleifer (2000), "Tunneling", *American Economic Review* 90: 22-27.
- Glaeser, Edward, Simon Johnson, and Andrei Shleifer (2001), "Coase versus the Coasians," *Quarterly Journal of Economics* 116: 853-899.
- Greenstone, Michael, Paul Oyer and Annette Vissing-Jorgensen (2006), "Mandated disclosure, stock returns, and the 1964 Securities Act," *Quarterly Journal of Economics*, forthcoming.
- Friend, Irwin and Edward S. Herman (1964), "The SEC through a glass darkly," *Journal of Business* 37: 382-405.

La Porta, Rafael, Florencio Lopez-de-Silanes, and Andrei Shleifer (2006), "What works in securities laws?," *Journal of Finance* 61: 1-33.

La Porta, Rafael, Florencio Lopez-de-Silanes, Andrei Shleifer, and Robert Vishny (1997), "Legal determinants of external finance," *Journal of Finance* 52: 1131-1150.

La Porta, Rafael, Florencio Lopez-de-Silanes, Andrei Shleifer, and Robert Vishny (1998), "Law and finance," *Journal of Political Economy* 106: 1113-1155.

Leuz, Christian, Dhananjay Nanda and Peter Wysocki (2003), "Earnings management and investor protection: An international comparison," *Journal of Financial Economics* 69: 505-528.

Mahoney, Paul (1995), "Mandatory disclosure as a solution to agency problems," *University of Chicago Law Review* 62: 1047-1112.

Pagano, Marco and Paolo Volpin (2005), "The political economy of corporate governance," *American Economic Review* 95, forthcoming.

Robbins, Sidney and Walter Werner (1964), "Professor Stigler revisited," *Journal of Business* 37: 406—413.

Shleifer, Andrei and Daniel Wolfenzon (2002), "Investor protection and equity markets," *Journal of Financial Economics* 66 : 3-27.

Stigler, George (1964), "Public regulation of the securities market," *Journal of Business* 37: 117 - 142.

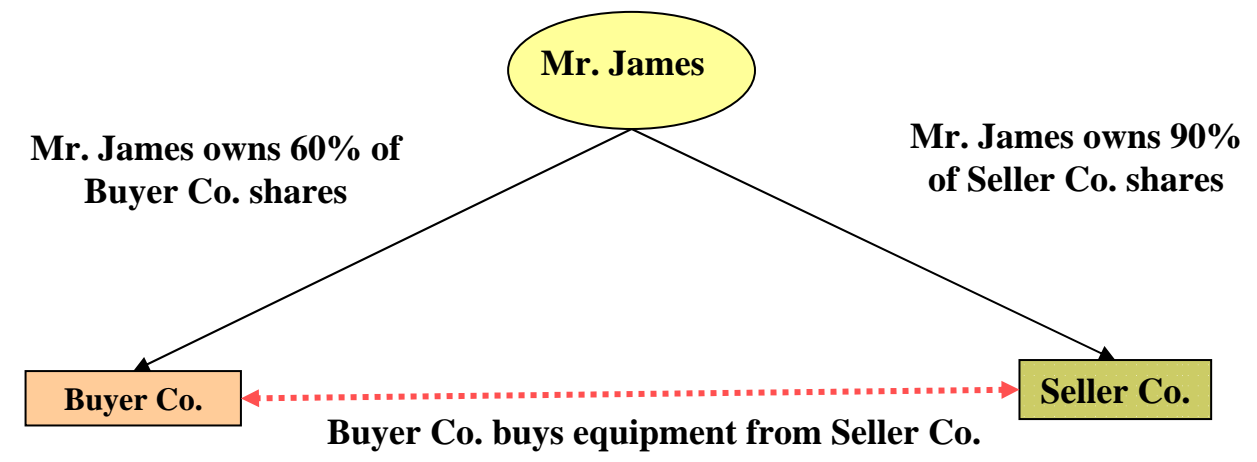


Figure I. Case facts. Buyer Co. (“Buyer”) is a food manufacturer company. It is a publicly traded firm that is listed on the country’s largest stock exchange. Buyer manufactures and distributes all of its products itself.

Mr. James is Buyer’s controlling shareholder and a member of Buyer’s board of directors. He owns 60% of Buyer, and elected 2 directors to Buyer’s 5-member board of directors. Junior is Mr. James’ son and CEO of Buyer.

Mr. James also owns 90% of Seller Company, which operates a chain of retail hardware stores. Seller recently shut a large number of its stores. As a result, its fleet of trucks was not being utilized.

Mr. James proposed to Buyer that Buyer purchase Seller’s unused fleet of trucks to expand Buyer’s distribution of its food products. Buyer agreed. The final terms of the transaction required Buyer to pay to Seller in cash an amount equal to 10% of Buyer’s assets in exchange for the trucks. The transaction is part of Buyer’s ordinary course of business and is not *ultra vires*.

Buyer enters into the transaction. All required approvals were obtained and all the required disclosures made. The transaction is unfair to Buyer. Shareholders sue the interested parties and the board of directors.

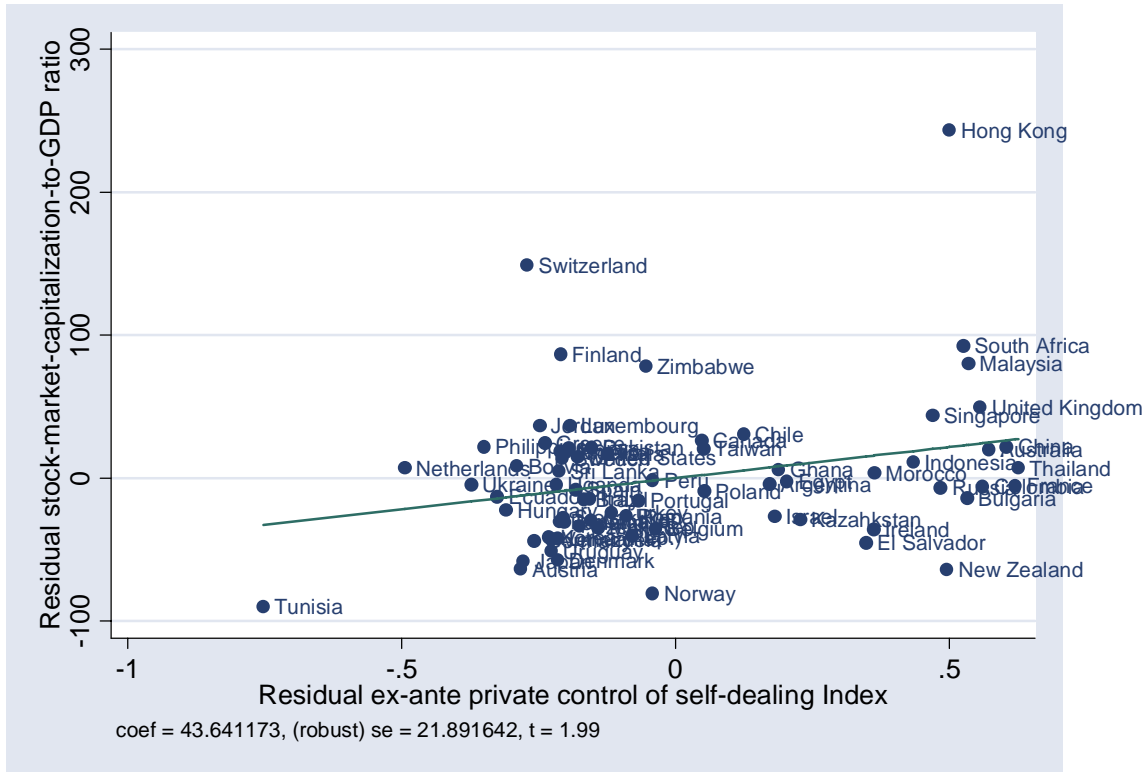


Figure II: Partial-regression leverage plot of stock market capitalization and ex-ante control of self-dealing in regressions that control for (log) income per capita and efficiency of the judiciary.

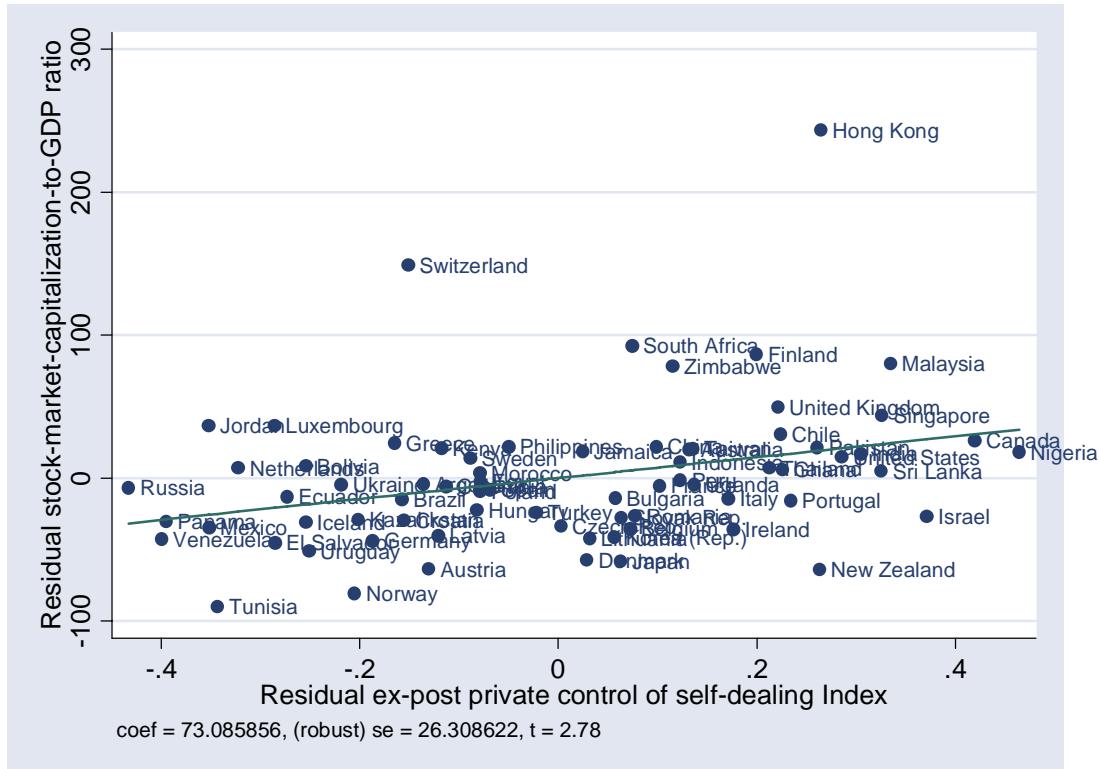


Figure III: Partial-regression leverage plot of stock market capitalization and ex-post control of self-dealing in regressions that control for (log) income per capita and efficiency of the judiciary.

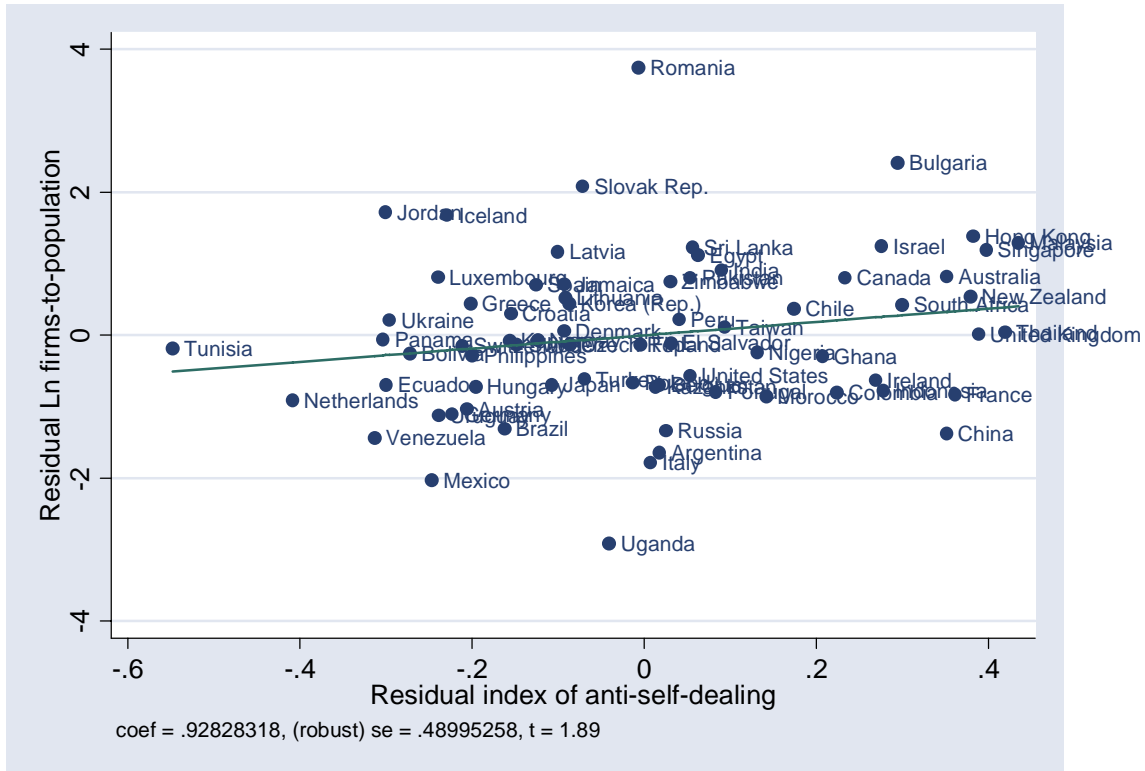


Figure IV: Partial-regression leverage plot of (log) listed firms per million population in regressions that control for (log) income per capita and efficiency of the judiciary.

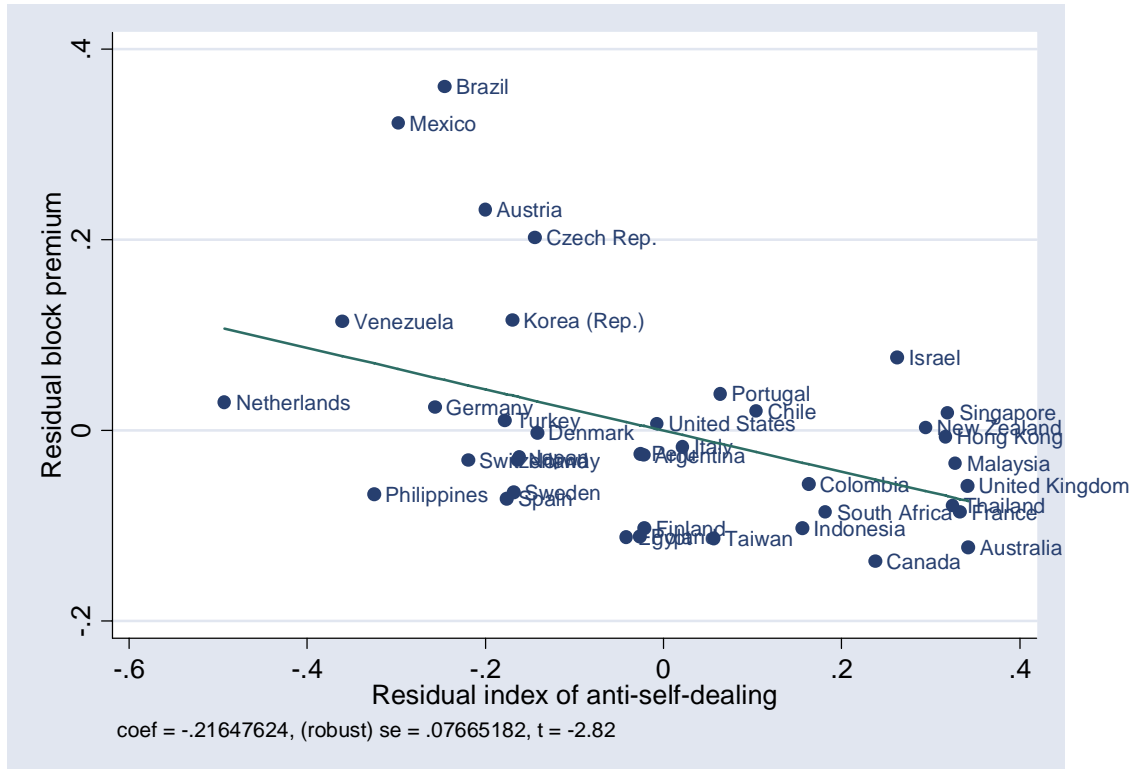


Figure VI: Partial-regression leverage plot of block premium against the index of anti-self-dealing in regressions that control for (log) income per capita and efficiency of the judiciary.

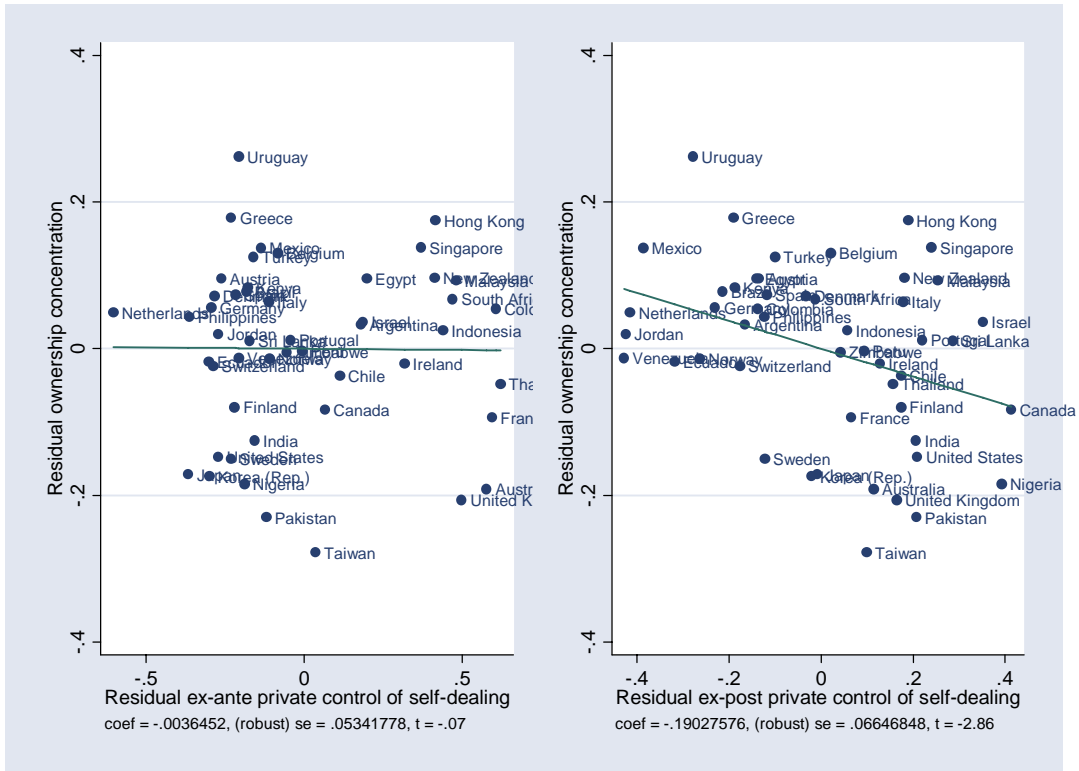


Figure VII: Partial-regression leverage plot of ownership concentration against ex-ante control of self-dealing (left graph) and ex-post control of self dealing (right graph) in regressions that control for (log) income per capita and efficiency of the judiciary.

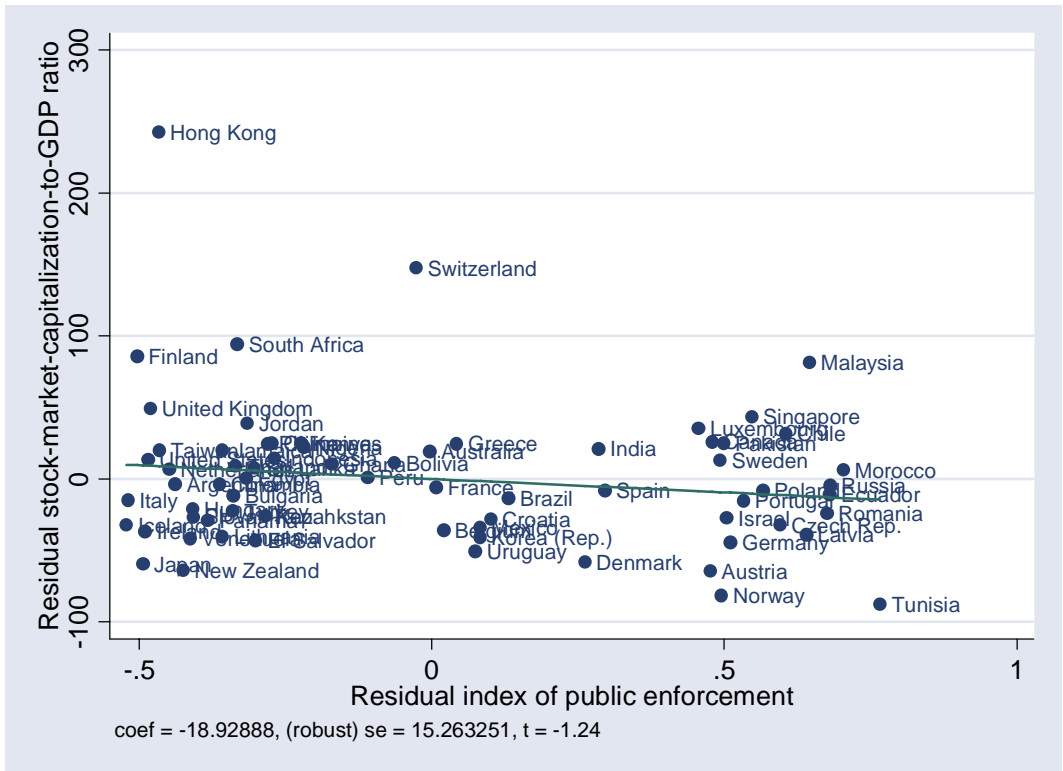


Figure VIII: Partial-regression leverage plot of stock market capitalization and the index of public enforcement in regressions that control for (log) income per capita and efficiency of the judiciary.

Table I
Description of the Variables

Variable	Description
<i>1.1) Private Enforcement: Ex-Ante Private Control of Self-Dealing</i>	
Approval by disinterested Shareholders	Equals 1 if the transaction must be approved by disinterested shareholders, and zero otherwise.
Disclosures by Buyer	Index of disclosures that are required before the transaction may be approved. Ranges from 0 to 1. One-third point if each of the following items must be disclosed by Buyer to the public or its shareholders before the transaction is approved: (1) Mr. James owns 60% of Buyer; (2) Mr. James owns 90% of Seller; and either (3) all material facts or the following three items: (a) description of the assets; (b) nature and amount of consideration; and (c) explanation for the price.
Disclosures by Mr. James	Index of disclosures that Mr. James must make before the transaction may be approved. Ranges from 0 to 1. Equals 0 if no disclosure is required. Equals 1/2 if only the existence of a conflict of interest must be disclosed, without details. Equals 1 if all material facts must be disclosed.
Independent review	Equals 1 if a positive review required before the transaction may be approved (e.g., by a financial expert), and zero otherwise.
Ex-ante disclosure	Average of the preceding three variables.
Ex-ante private control of self-dealing	Index of ex-ante control of self-dealing transactions. Average of approval by disinterested shareholders and ex-ante disclosure.
<i>1.2) Private Enforcement: Ex-Post Private Control of Self-Dealing</i>	
Disclosure in periodic filings	Index of disclosures required in periodic disclosures (e.g., annual reports). Ranges from 0 to 1. One fifth-point for each of the following items: (1) Mr. James owns 60% of stake in Buyer; (2) Mr. James owns 90% of Seller; (3) shares held beneficially by Mr. James (i.e., shares held and/or managed via a nominee account, trust, brokerage firm or bank); (4) shares held indirectly by Mr. James (e.g., via a subsidiary company or holding); and either (5) all material facts about the transaction or the following three items: (a) description of the assets; (b) nature and amount of consideration; and (c) explanation for the price.
Standing to sue	Equals 1 if a 10% shareholder may sue (derivatively or directly) Mr. James or the approving bodies or both for damages that the firm suffered as a result of the transaction, and zero otherwise.
Rescission	Index of the ease in rescinding the transaction. Ranges from 0 to 1. Equals 0 when rescission is unavailable. Equals 1/3 when rescission is only available in case of bad faith. Equals 2/3 when rescission is available when the transaction is oppressive or prejudicial. Equals 1 when rescission is available when the transaction is unfair or entails a conflict of interest.
Ease of holding Mr. James liable	Index of the ease in holding Mr. James liable for civil damages. Ranges from 0 to 1. Equals 0 when the interested director is either not liable or liable in case of bad faith. Equals 1/2 when the interested director is liable if he either influenced the approval or was negligent. Equals 1 if the interested director is liable if the transaction is unfair, oppressive, or prejudicial.
Ease of holding the approving body liable	Index of the ease in holding members of the approving body liable for civil damages. Ranges from 0 to 1. Equals 0 when members of the approving body

Variable	Description
	are either not liable or liable in case of bad faith. Equals 1/2 when members of the approving body are liable if they acted negligently. Equals 1 if members of the approving body are liable if the transaction is unfair, oppressive, or prejudicial.
Access to evidence	Index of access to evidence. Ranges from 0 to 1. One quarter point for each of the following four rights: (1) a shareholder owning at least 10% of the shares can request that the Court appoint an inspector to investigate Buyer's affairs; (2) the plaintiff can request any documents relevant to the case from the defendant (without specifying which ones); (3) the plaintiff may examine the defendant without the Court approving the questions in advance; and (4) the plaintiff may examine non-parties without the court approving the questions in advance. One-eight point for each of the following two rights: (1) the plaintiff may examine the defendant but questions require prior court approval; and (2) the plaintiff may examine directly the non-parties but questions require prior court approval.
Ease in proving wrongdoing	Average of the preceding five variables.
Ex-post private control of self-dealing	Index of ex-post control over self-dealing transactions. Average of disclosure in periodic filings and ease of proving wrongdoing. Ranges from zero to one.
<i>1.3) Private Enforcement: Index of anti-self-dealing</i>	
Index of anti-self-dealing	Average of ex-ante and ex-post private control of self-dealing.
<i>2) Public Enforcement</i>	
Fines for approving body	Equals one if, under our case facts, fines may be applied to members of the approving body, and zero otherwise.
Prison term for approving body	Maximum length of prison term for members of the approving body under our case facts.
Fines for Mr. James	Equals one if, under our case facts, fines may be applied to Mr. James, and zero otherwise.
Prison term for Mr. James	Maximum length of prison term for Mr. James under our case facts.
Index of public enforcement	Index of public enforcement. Ranges from 0 to 1. One quarter point when each of the following sanctions is available: (1) fines for the approving body; (2) jail sentences for the approving body; (3) fines for Mr. James; and (4) jail sentence for Mr. James.
<i>3) Stock Market Development</i>	
Stock market capitalization to GDP	Average of the ratio of stock market capitalization to gross domestic product for the period 1999-2003.
Listed firms per million population	Average ratio of the number of domestic firms listed in a given country to its population (in millions) for the period 1999-2003. Source: <i>World Development Indicators</i> .
IPOs-to-GDP	The average ratio of the equity issued by newly listed firms in a given country (in thousands) to its GDP (in millions) over the period 1996-2000. Source: <i>Securities Data Corporation, World Bank (2001)</i>
Block premium	"The block premia is computed taking the difference between the price per share paid for the control block and the exchange price two days after the announcement of the control transaction, dividing by the exchange price and

Variable	Description
Ownership concentration	multiplying by the ratio of the proportion of cash flow rights represented in the controlling block." We use the country's sample media. Source: <i>Dyck and Zingales (2004)</i> . Average percentage of common shares owned by the top three shareholders in the ten largest non-financial, privately-owned domestic firms in a given country. A firm is considered privately-owned if the State is not a known shareholder in it. Source: <i>La Porta et al. (1999)</i> , <i>Hartland- Peel (1996)</i> for Kenya, <i>Bloomberg</i> and various annual reports for Ecuador, Jordan, and Uruguay.

Table II
Ex-ante control of self-dealing

Country	Approval by disinterested shareholders	Disclosure by Buyer	Disclosure by James	Independent review	Ex-ante disclosure	Ex-ante private control of self-dealing
Australia	1	0.33	1.00	1.00	0.78	0.89
Canada	0	1.00	1.00	0.00	0.67	0.33
Ghana	1	0.00	1.00	0.00	0.33	0.67
Hong Kong	1	1.00	1.00	1.00	1.00	1.00
India	0	0.00	1.00	1.00	0.67	0.33
Ireland	1	0.67	1.00	0.00	0.56	0.78
Israel	0	1.00	1.00	1.00	1.00	0.50
Jamaica	0	0.00	1.00	0.00	0.33	0.17
Kenya	0	0.00	1.00	0.00	0.33	0.17
Malaysia	1	1.00	1.00	1.00	1.00	1.00
New Zealand	1	1.00	1.00	1.00	1.00	1.00
Nigeria	0	0.00	1.00	0.00	0.33	0.17
Pakistan	0	0.00	1.00	0.00	0.33	0.17
Singapore	1	1.00	1.00	1.00	1.00	1.00
South Africa	1	1.00	1.00	1.00	1.00	1.00
Sri Lanka	0	0.00	0.50	0.00	0.17	0.08
Thailand	1	1.00	1.00	1.00	1.00	1.00
Uganda	0	1.00	0.50	0.00	0.50	0.25
United Kingdom	1	1.00	1.00	1.00	1.00	1.00
United States	0	1.00	1.00	0.00	0.67	0.33
Zimbabwe	0	1.00	1.00	0.00	0.67	0.33
Average English origin	0.48	0.62	0.95	0.48	0.68	0.58
Argentina	0	1.00	1.00	1.00	1.00	0.50
Belgium	0	0.33	1.00	1.00	0.78	0.39
Bolivia	0	0.00	0.00	0.00	0.00	0.00
Brazil	0	0.33	1.00	0.00	0.44	0.22
Chile	0	1.00	1.00	1.00	1.00	0.50
Colombia	1	1.00	1.00	0.00	0.67	0.83
Ecuador	0	0.00	0.00	0.00	0.00	0.00
Egypt	1	0.00	0.50	0.00	0.17	0.58
El Salvador	1	0.67	0.50	1.00	0.72	0.86
France	1	1.00	1.00	1.00	1.00	1.00
Greece	0	0.00	0.50	0.00	0.17	0.08
Indonesia	1	0.33	0.50	1.00	0.61	0.81
Italy	0	0.00	0.50	0.00	0.17	0.08
Jordan	0	0.00	1.00	0.00	0.33	0.17
Kazakhstan	1	0.00	1.00	0.00	0.33	0.67
Lithuania	0	0.67	0.50	0.00	0.39	0.19
Luxembourg	0	0.00	1.00	0.00	0.33	0.17
Mexico	0	0.67	0.50	0.00	0.39	0.19
Morocco	1	0.00	0.50	1.00	0.50	0.75
Netherlands	0	0.33	0.00	0.00	0.11	0.06
Panama	0	0.00	1.00	0.00	0.33	0.17
Peru	0	1.00	0.50	0.00	0.50	0.25
Philippines	0	0.33	0.00	0.00	0.11	0.06
Portugal	0	0.33	1.00	0.00	0.44	0.22
Romania	0	0.67	1.00	0.00	0.56	0.28
Russia	1	0.33	1.00	1.00	0.78	0.89
Spain	0	0.33	1.00	0.00	0.44	0.22
Tunisia	0	0.00	0.00	0.00	0.00	0.00
Turkey	0	1.00	1.00	0.00	0.67	0.33
Ukraine	0	0.00	0.00	0.00	0.00	0.00
Uruguay	0	0.00	0.50	0.00	0.17	0.08
Venezuela	0	0.00	0.50	0.00	0.17	0.08
Average French origin	0.25	0.35	0.64	0.25	0.41	0.33
Austria	0	0.00	0.00	0.00	0.00	0.00
Bulgaria	1	0.00	1.00	1.00	0.67	0.83
China	1	1.00	1.00	1.00	1.00	1.00
Croatia	0	0.00	0.00	1.00	0.33	0.17
Czech Rep.	0	0.00	0.00	1.00	0.33	0.17
Germany	0	0.33	0.50	0.00	0.28	0.14
Hungary	0	0.00	0.00	0.00	0.00	0.00
Japan	0	0.33	1.00	0.00	0.44	0.22
Korea (Rep.)	0	1.00	0.50	0.00	0.50	0.25
Latvia	0	0.33	0.50	1.00	0.61	0.31
Poland	0	1.00	0.50	0.00	0.50	0.25
Slovak Rep.	0	0.33	0.00	0.00	0.11	0.06
Switzerland	0	0.00	0.50	0.00	0.17	0.08
Taiwan	0	1.00	0.50	1.00	0.83	0.42
Average German origin	0.14	0.38	0.43	0.43	0.41	0.28
Denmark	0	1.00	0.50	0.00	0.50	0.25
Finland	0	0.33	0.50	0.00	0.28	0.14
Iceland	0	0.33	0.50	0.00	0.28	0.14
Norway	0	1.00	0.50	1.00	0.83	0.42
Sweden	0	1.00	0.00	0.00	0.33	0.17
Average Scandinavian origin	0.00	0.73	0.40	0.20	0.44	0.22
Average Civil Law	0.20	0.40	0.56	0.29	0.42	0.31
World Average	0.28	0.46	0.67	0.35	0.49	0.39
T-Stat						
Common vs. Civil	2.48	1.99	4.55	1.48	3.52	3.36
French vs Common	1.72	2.23	3.52	1.72	3.19	2.65
French vs German	0.80	0.21	1.72	1.20	0.02	0.56
French vs Scandinavian	1.26	2.05	1.35	0.24	0.21	0.79
T-Stat -- Significance level						
Common vs. Civil	2%	5%	0%	14%	0%	0%
French vs Common	9%	3%	0%	9%	0%	1%
French vs German	43%	84%	9%	24%	98%	58%
French vs Scandinavian	22%	5%	19%	81%	84%	44%

Table III
Ex-post private control of self-dealing and anti-self-dealing index

Country	Disclosure in periodic filings	Standing to sue	Rescission	Ease of holding Mr. James liable	Ease of holding approving body liable	Access to evidence	Ease of proving wrongdoing	Ex-post private control of self-dealing	Anti-self-dealing index
Australia	0.80	1.00	0.33	0.00	0.50	0.75	0.58	0.69	0.79
Canada	1.00	1.00	1.00	0.50	1.00	1.00	0.94	0.97	0.65
Ghana	0.80	0.00	0.67	1.00	0.50	0.75	0.54	0.67	0.67
Hong Kong	1.00	1.00	0.67	1.00	1.00	0.75	0.85	0.93	0.96
India	0.80	1.00	0.67	0.00	1.00	0.75	0.73	0.76	0.55
Ireland	0.80	1.00	0.67	1.00	0.00	1.00	0.79	0.80	0.79
Israel	1.00	1.00	0.67	1.00	0.50	1.00	0.85	0.93	0.71
Jamaica	0.20	1.00	0.67	1.00	1.00	0.75	0.85	0.53	0.35
Kenya	0.00	1.00	0.00	0.00	0.50	1.00	0.56	0.28	0.22
Malaysia	1.00	1.00	0.67	1.00	1.00	0.50	0.79	0.90	0.95
New Zealand	0.80	1.00	1.00	1.00	1.00	1.00	1.00	0.90	0.95
Nigeria	1.00	1.00	0.67	1.00	0.50	0.50	0.73	0.86	0.52
Pakistan	0.80	0.00	1.00	0.50	0.50	0.50	0.50	0.65	0.41
Singapore	1.00	1.00	1.00	1.00	1.00	1.00	1.00	1.00	1.00
South Africa	0.40	1.00	0.67	1.00	1.00	0.75	0.85	0.63	0.81
Sri Lanka	0.80	1.00	0.67	0.50	0.50	0.50	0.67	0.73	0.41
Thailand	1.00	1.00	0.33	0.00	0.00	0.25	0.40	0.70	0.85
Uganda	0.60	1.00	0.33	0.50	0.50	0.38	0.55	0.58	0.41
United Kingdom	1.00	1.00	0.33	0.50	0.50	1.00	0.71	0.85	0.93
United States	1.00	1.00	1.00	1.00	1.00	0.75	0.94	0.97	0.65
Zimbabwe	0.60	1.00	0.00	0.00	2.00	0.50	0.50	0.55	0.44
Average English origin	0.78	0.90	0.62	0.64	0.74	0.73	0.73	0.76	0.67
Argentina	0.40	1.00	0.00	0.00	0.00	0.50	0.38	0.39	0.44
Belgium	0.80	1.00	0.33	0.50	0.50	0.50	0.58	0.69	0.54
Bolivia	0.00	0.00	0.00	0.50	0.50	0.75	0.31	0.16	0.08
Brazil	0.20	1.00	0.33	0.50	0.50	0.25	0.52	0.36	0.29
Chile	1.00	1.00	0.00	0.50	0.50	0.50	0.50	0.75	0.63
Colombia	0.20	1.00	0.00	0.00	0.50	0.50	0.44	0.32	0.58
Ecuador	0.00	0.00	0.33	0.50	0.50	0.50	0.33	0.17	0.08
Egypt	0.40	1.00	0.33	0.00	0.00	0.25	0.40	0.40	0.49
El Salvador	0.40	0.00	0.33	0.00	0.00	0.25	0.15	0.27	0.57
France	1.00	1.00	0.33	0.00	0.50	0.00	0.40	0.70	0.85
Greece	0.40	0.00	0.33	0.50	0.50	0.50	0.33	0.37	0.23
Indonesia	0.60	1.00	0.33	0.50	0.00	0.50	0.52	0.56	0.68
Italy	1.00	1.00	0.00	0.00	0.50	0.25	0.38	0.69	0.39
Jordan	0.20	0.00	0.00	0.00	0.50	0.13	0.09	0.15	0.16
Kazakhstan	0.40	0.00	0.00	0.00	0.50	0.50	0.19	0.29	0.48
Lithuania	0.80	0.00	0.00	0.50	0.50	0.75	0.31	0.56	0.38
Luxembourg	0.60	0.00	0.00	0.00	0.50	0.00	0.06	0.33	0.25
Mexico	0.20	0.00	0.00	0.00	0.00	0.50	0.13	0.16	0.18
Morocco	0.40	1.00	0.00	0.00	0.50	0.25	0.38	0.39	0.57
Netherlands	0.60	0.00	0.00	0.00	0.00	0.50	0.13	0.36	0.21
Panama	0.00	0.00	0.00	0.50	0.50	0.50	0.25	0.13	0.15
Peru	0.80	0.00	0.33	1.00	0.50	0.25	0.33	0.57	0.41
Philippines	0.40	1.00	0.00	0.00	0.00	0.75	0.44	0.42	0.24
Portugal	1.00	1.00	0.00	0.50	0.50	0.50	0.50	0.75	0.49
Romania	0.60	1.00	0.00	0.50	0.50	0.50	0.50	0.55	0.41
Russia	0.00	0.00	0.00	0.00	0.50	0.25	0.13	0.06	0.48
Spain	0.60	1.00	0.00	0.50	0.50	0.25	0.44	0.52	0.37
Tunisia	0.40	0.00	0.33	0.50	0.00	0.50	0.27	0.34	0.17
Turkey	0.60	1.00	0.00	0.50	0.50	0.25	0.44	0.52	0.43
Ukraine	0.00	1.00	0.33	0.50	0.00	0.13	0.43	0.21	0.11
Uruguay	0.00	1.00	0.00	0.50	0.00	0.75	0.50	0.25	0.17
Venezuela	0.00	0.00	0.00	0.00	0.50	0.50	0.19	0.09	0.09
Average French origin	0.44	0.53	0.11	0.28	0.34	0.41	0.34	0.39	0.36
Austria	0.40	1.00	0.00	0.50	0.50	0.25	0.44	0.42	0.21
Bulgaria	0.80	0.00	0.00	0.00	0.50	0.50	0.19	0.49	0.66
China	0.80	1.00	0.00	0.00	0.00	0.25	0.31	0.56	0.78
Croatia	0.40	0.00	0.33	0.50	0.50	0.25	0.27	0.34	0.25
Czech Rep.	0.40	1.00	0.00	0.50	0.50	1.00	0.63	0.51	0.34
Germany	0.40	1.00	0.00	0.50	0.50	0.25	0.44	0.42	0.28
Hungary	0.20	1.00	0.33	0.50	0.50	0.63	0.61	0.41	0.20
Japan	0.80	1.00	0.00	1.00	1.00	0.75	0.69	0.74	0.48
Korea (Rep.)	1.00	1.00	0.00	0.00	0.50	0.13	0.34	0.67	0.46
Latvia	0.40	0.00	0.00	0.50	0.50	1.00	0.38	0.39	0.35
Poland	0.20	1.00	0.00	0.00	0.50	0.75	0.50	0.35	0.30
Slovak Rep.	0.60	1.00	0.00	0.50	0.50	0.25	0.44	0.52	0.29
Switzerland	0.40	1.00	0.00	0.50	0.50	0.50	0.50	0.45	0.27
Taiwan	1.00	1.00	0.00	0.50	0.50	0.13	0.41	0.70	0.56
Average German origin	0.56	0.79	0.05	0.39	0.50	0.47	0.44	0.50	0.39
Denmark	0.80	1.00	0.00	0.50	0.50	0.75	0.56	0.68	0.47
Finland	1.00	1.00	0.00	0.50	0.50	0.75	0.56	0.78	0.46
Iceland	0.40	0.00	0.33	0.50	0.00	0.50	0.27	0.34	0.24
Norway	0.20	1.00	0.33	1.00	0.50	0.75	0.71	0.45	0.44
Sweden	0.40	1.00	0.00	0.50	0.50	1.00	0.63	0.51	0.34
Average Scandinavian origin	0.56	0.80	0.13	0.60	0.40	0.75	0.55	0.55	0.39
Average Civil law	0.48	0.63	0.10	0.34	0.39	0.46	0.39	0.44	0.37
World average	0.57	0.71	0.25	0.43	0.49	0.54	0.49	0.53	0.46
T-Stat									
Common vs Civil	3.76	2.41	9.68	3.46	4.35	4.26	8.04	6.60	5.75
French vs Common	3.91	3.04	7.89	3.74	4.26	5.30	8.70	6.73	5.12
French vs German	1.19	1.64	1.39	1.23	2.17	0.87	2.10	1.85	0.44
French vs Scandinavian	0.77	1.12	0.24	2.40	0.50	3.53	2.88	1.72	0.29
T-Stat -- Significance level									
Common vs Civil	0%	2%	0%	0%	0%	0%	0%	0%	0%
French vs Common	0%	0%	0%	0%	0%	0%	0%	0%	0%
French vs German	24%	11%	17%	23%	4%	39%	4%	7%	66%
French vs Scandinavian	45%	27%	81%	2%	62%	0%	1%	10%	77%

Table IV
Public enforcement

Country	Approving parties		Mr. James		Public enforcement index
	Applicable fines	Prison term	Applicable fines	Prison term	
Australia	1.00	5.00	0.00	0.00	0.50
Canada	1.00	5.00	1.00	5.00	1.00
Ghana	0.00	0.00	0.00	0.00	0.00
Hong Kong	0.00	0.00	0.00	0.00	0.00
India	1.00	3.00	0.00	0.00	0.50
Ireland	0.00	0.00	0.00	0.00	0.00
Israel	1.00	5.00	1.00	5.00	1.00
Jamaica	0.00	0.00	0.00	0.00	0.00
Kenya	0.00	0.00	0.00	0.00	0.00
Malaysia	1.00	5.00	1.00	5.00	1.00
New Zealand	0.00	0.00	0.00	0.00	0.00
Nigeria	0.00	0.00	0.00	0.00	0.00
Pakistan	1.00	0.00	1.00	14.00	0.75
Singapore	1.00	1.00	1.00	1.00	1.00
South Africa	0.00	0.00	0.00	0.00	0.00
Sri Lanka	0.00	0.00	0.00	0.00	0.00
Thailand	0.00	0.00	0.00	0.00	0.00
Uganda	-	-	-	-	-
United Kingdom	0.00	0.00	0.00	0.00	0.00
United States	0.00	0.00	0.00	0.00	0.00
Zimbabwe	-	-	-	-	-
Average English origin	0.37	1.26	0.26	1.58	0.30
Argentina	0.00	0.00	0.00	0.00	0.00
Belgium	1.00	5.00	0.00	0.00	0.50
Bolivia	0.00	0.00	0.00	5.00	0.25
Brazil	1.00	0.00	1.00	0.00	0.50
Chile	1.00	5.00	1.00	5.00	1.00
Colombia	0.00	0.00	0.00	0.00	0.00
Ecuador	1.00	8.00	1.00	8.00	1.00
Egypt	0.00	0.00	0.00	0.00	0.00
El Salvador	0.00	0.00	0.00	0.00	0.00
France	1.00	5.00	0.00	0.00	0.50
Greece	0.00	10.00	0.00	10.00	0.50
Indonesia	0.00	0.00	0.00	0.00	0.00
Italy	0.00	0.00	0.00	0.00	0.00
Jordan	0.00	0.00	0.00	0.00	0.00
Kazakhstan	0.00	0.00	0.00	0.00	0.00
Lithuania	0.00	0.00	0.00	0.00	0.00
Luxembourg	1.00	5.00	1.00	5.00	1.00
Mexico	1.00	12.00	0.00	0.00	0.50
Morocco	1.00	0.50	1.00	0.50	1.00
Netherlands	0.00	0.00	0.00	0.00	0.00
Panama	0.00	0.00	0.00	0.00	0.00
Peru	0.00	0.00	0.00	4.00	0.25
Philippines	0.00	0.00	0.00	0.00	0.00
Portugal	1.00	3.00	1.00	3.00	1.00
Romania	1.00	3.00	1.00	3.00	1.00
Russia	1.00	3.00	1.00	3.00	1.00
Spain	1.00	3.00	1.00	0.00	0.75
Tunisia	1.00	5.00	1.00	5.00	1.00
Turkey	0.00	0.00	0.00	0.00	0.00
Ukraine	-	5.00	-	5.00	-
Uruguay	0.00	4.00	0.00	4.00	0.50
Venezuela	0.00	0.00	0.00	0.00	0.00
Average French origin	0.42	2.39	0.32	1.89	0.40
Austria	1.00	10.00	1.00	10.00	1.00
Bulgaria	0.00	0.00	0.00	0.00	0.00
China	0.00	0.00	0.00	0.00	0.00
Croatia	0.00	5.00	0.00	5.00	0.50
Czech Rep.	1.00	2.00	1.00	2.00	1.00
Germany	1.00	5.00	1.00	5.00	1.00
Hungary	0.00	0.00	0.00	0.00	0.00
Japan	0.00	0.00	0.00	0.00	0.00
Korea (Rep.)	1.00	10.00	0.00	0.00	0.50
Latvia	1.00	5.00	1.00	5.00	1.00
Poland	1.00	5.00	1.00	5.00	1.00
Slovak Rep.	0.00	0.00	0.00	0.00	0.00
Switzerland	1.00	5.00	0.00	0.00	0.50
Taiwan	0.00	0.00	0.00	0.00	0.00
Average German origin	0.50	3.36	0.36	2.29	0.46
Denmark	1.00	8.00	1.00	0.00	0.75
Finland	0.00	0.00	0.00	0.00	0.00
Iceland	0.00	0.00	0.00	0.00	0.00
Norway	1.00	2.00	1.00	2.00	1.00
Sweden	1.00	2.00	1.00	2.00	1.00
Average Scandinavian origin	0.60	2.40	0.60	0.80	0.55
Average civil law	0.46	2.66	0.36	1.89	0.43
World average	0.43	2.28	0.33	1.81	0.39
T-Stat					
Common vs Civil	0.68	1.70	0.75	0.39	1.09
French vs Common	0.35	1.35	0.44	0.35	0.75
French vs German	0.49	0.90	0.22	0.43	0.50
French vs Scandinavian	0.74	0.01	1.19	0.87	0.74
T-Stat -- Significance Level					
Common vs Civil	50%	9%	45%	70%	28%
French vs Common	73%	18%	66%	73%	46%
French vs German	62%	38%	82%	67%	62%
French vs Scandinavian	47%	100%	24%	39%	46%

Table V
Regulation of self-dealing and GDP per capita

Country	GDP per capita	Ex-ante private control of self-dealing	Ex-post private control of self-dealing	Anti-self-dealing index	Public enforcement Index
Uganda	\$253	0.25	0.58	0.41	0.00
Ghana	\$254	0.67	0.67	0.67	0.00
Nigeria	\$332	0.17	0.86	0.52	0.00
Kenya	\$347	0.17	0.28	0.22	0.00
Pakistan	\$441	0.17	0.65	0.41	0.75
India	\$450	0.33	0.76	0.55	0.50
Zimbabwe	\$570	0.33	0.55	0.44	0.00
Ukraine	\$632	0.00	0.21	0.11	0.00
Indonesia	\$728	0.81	0.56	0.68	0.00
China	\$856	1.00	0.56	0.78	0.00
Sri Lanka	\$884	0.08	0.73	0.41	0.00
Philippines	\$991	0.06	0.42	0.24	0.00
Bolivia	\$1,009	0.00	0.16	0.08	0.25
Morocco	\$1,161	0.75	0.39	0.57	1.00
Kazakhstan	\$1,215	0.67	0.29	0.48	0.00
Ecuador	\$1,284	0.00	0.17	0.08	1.00
Egypt	\$1,554	0.58	0.40	0.49	0.00
Bulgaria	\$1,564	0.83	0.49	0.66	0.00
Romania	\$1,651	0.28	0.55	0.41	1.00
Jordan	\$1,732	0.17	0.15	0.16	0.00
Russia	\$1,784	0.89	0.06	0.48	1.00
Colombia	\$1,980	0.83	0.32	0.58	0.00
Thailand	\$2,021	1.00	0.70	0.85	0.00
Tunisia	\$2,036	0.00	0.34	0.17	1.00
Peru	\$2,045	0.25	0.57	0.41	0.25
El Salvador	\$2,115	0.86	0.27	0.57	0.00
Jamaica	\$2,874	0.17	0.53	0.35	0.00
South Africa	\$2,910	1.00	0.63	0.81	0.00
Turkey	\$2,956	0.33	0.52	0.43	0.00
Latvia	\$3,025	0.31	0.39	0.35	1.00
Lithuania	\$3,247	0.19	0.56	0.38	0.00
Brazil	\$3,538	0.22	0.36	0.29	0.50
Slovak Rep.	\$3,750	0.06	0.52	0.29	0.00
Malaysia	\$3,875	1.00	0.90	0.95	1.00
Panama	\$4,183	0.17	0.13	0.15	0.00
Croatia	\$4,207	0.17	0.34	0.25	0.50
Poland	\$4,309	0.25	0.35	0.30	1.00
Hungary	\$4,657	0.00	0.41	0.20	0.00
Chile	\$4,965	0.50	0.75	0.63	1.00
Venezuela	\$4,988	0.08	0.09	0.09	0.00
Czech Rep.	\$5,007	0.17	0.51	0.34	1.00
Mexico	\$5,934	0.19	0.16	0.18	0.50
Uruguay	\$6,046	0.08	0.25	0.17	0.50
Argentina	\$7,927	0.50	0.39	0.44	0.00
Greece	\$10,265	0.08	0.37	0.23	0.50
Portugal	\$10,405	0.22	0.75	0.49	1.00
Korea (Rep.)	\$10,890	0.25	0.67	0.46	0.50
New Zealand	\$13,399	1.00	0.90	0.95	0.00
Spain	\$13,861	0.22	0.52	0.37	0.75
Taiwan	\$13,953	0.42	0.70	0.56	0.00
Israel	\$18,257	0.50	0.93	0.71	1.00
Italy	\$18,631	0.08	0.69	0.39	0.00
Australia	\$20,229	0.89	0.69	0.79	0.50
France	\$22,217	1.00	0.70	0.85	0.50
Belgium	\$22,240	0.39	0.69	0.54	0.50
Germany	\$22,750	0.14	0.42	0.28	1.00
Singapore	\$22,767	1.00	1.00	1.00	1.00
Canada	\$22,966	0.33	0.97	0.65	1.00
Finland	\$23,200	0.14	0.78	0.46	0.00
Netherlands	\$23,300	0.06	0.36	0.21	0.00
Austria	\$23,808	0.00	0.42	0.21	1.00
United Kingdom	\$24,423	1.00	0.85	0.93	0.00
Hong Kong	\$24,810	1.00	0.93	0.96	0.00
Ireland	\$24,864	0.78	0.80	0.79	0.00
Sweden	\$27,033	0.17	0.51	0.34	1.00
Denmark	\$29,672	0.25	0.68	0.47	0.75
Iceland	\$29,797	0.14	0.34	0.24	0.00
Switzerland	\$33,443	0.08	0.45	0.27	0.50
United States	\$34,590	0.33	0.97	0.65	0.00
Norway	\$37,165	0.42	0.45	0.44	1.00
Japan	\$37,549	0.22	0.74	0.48	0.00
Luxembourg	\$44,831	0.17	0.33	0.25	1.00
Average bottom income quartile	\$807	0.38	0.49	0.43	0.19
Average middle 50% of income	\$6,830	0.40	0.49	0.44	0.42
Average top income quartile	\$28,289	0.37	0.65	0.51	0.49
World average	\$10,689	0.39	0.53	0.46	0.38
T-Stat					
Top vs middle 50%	12.14	0.31	2.35	0.90	0.54
Top vs bottom quartile	4.54	0.17	0.07	0.16	1.92
Middle vs bottom quartile	4.33	0.17	0.07	0.16	1.90
T-Stat -- Significance Level					
Top vs middle 50%	0%	76%	2%	37%	59%
Top vs bottom quartile	0%	90%	4%	36%	4%
Middle vs bottom quartile	0%	86%	95%	87%	6%

Table VI
Stock Market Development

Country	Stock market capitalization to GDP	Listed firms per million population	IPOs to GDP	Block premium	Ownership concentration
Australia	102.0	68.3	8.71	1%	28%
Canada	106.2	73.8	8.57	1%	40%
Ghana	12.5	1.2	.	.	.
Hong Kong	361.0	129.2	9.12	2%	54%
India	33.8	5.6	0.60	.	40%
Ireland	67.6	17.9	6.09	.	39%
Israel	53.0	97.7	0.39	21%	51%
Jamaica	65.0	16.3	.	.	.
Kenya	15.3	1.8	0.71	.	67%
Malaysia	148.4	34.6	6.18	5%	54%
New Zealand	40.1	36.9	0.06	4%	48%
Nigeria	12.4	1.5	0.00	.	40%
Pakistan	14.3	5.2	0.40	.	37%
Singapore	164.8	100.6	5.94	3%	49%
South Africa	155.8	12.0	0.65	0%	52%
Sri Lanka	10.0	12.8	0.50	.	60%
Thailand	44.8	6.6	0.82	7%	47%
Uganda	0.6	0.1	.	.	.
United Kingdom	157.7	33.1	11.27	0%	19%
United States	142.1	22.8	5.47	2%	20%
Zimbabwe	88.8	5.7	1.29	.	55%
Average English origin	85.5	32.6	3.7	4%	44%
Argentina	58.1	3.1	0.56	12%	53%
Belgium	67.2	15.5	2.35	.	54%
Bolivia	15.6	3.2	.	.	.
Brazil	38.4	2.5	0.05	49%	57%
Chile	89.7	16.7	0.51	15%	45%
Colombia	14.3	2.9	0.01	15%	63%
Ecuador	5.8	2.4	0.00	.	54%
Egypt	30.4	16.4	2.22	4%	62%
El Salvador	17.3	5.6	.	.	.
France	89.5	13.7	2.31	1%	34%
Greece	91.4	29.7	8.78	.	67%
Indonesia	24.7	1.5	1.67	7%	58%
Italy	52.8	4.9	5.94	16%	58%
Jordan	77.6	31.6	0.00	.	52%
Kazakhstan	7.9	2.2	.	.	.
Lithuania	12.8	14.5	.	.	.
Luxembourg	144.6	113.3	.	.	.
Mexico	21.9	1.7	0.22	47%	64%
Morocco	30.4	1.9	.	.	.
Netherlands	131.7	12.3	2.63	3%	39%
Panama	25.2	9.7	.	.	.
Peru	22.8	8.2	0.04	17%	56%
Philippines	48.0	2.9	2.22	8%	57%
Portugal	46.2	8.8	2.27	20%	52%
Romania	5.5	234.3	.	.	.
Russia	33.2	1.5	.	.	.
Spain	79.9	45.9	2.41	2%	51%
Tunisia	11.9	4.7	.	.	.
Turkey	35.3	4.3	1.48	11%	59%
Ukraine	5.9	3.6	.	.	.
Uruguay	1.2	4.4	0.00	.	78%
Venezuela	5.5	2.8	0.68	28%	51%
Average French origin	42.0	19.6	1.7	16%	55%
Austria	16.4	12.1	1.16	38%	58%
Bulgaria	5.5	61.0	.	.	.
China	43.3	0.9	.	.	.
Croatia	16.5	14.2	.	.	.
Czech Rep.	20.2	10.4	.	35%	.
Germany	54.7	10.5	2.78	11%	48%
Hungary	24.0	5.5	.	.	.
Japan	69.2	21.5	2.39	-1%	18%
Korea (Rep.)	54.1	29.4	5.32	17%	23%
Latvia	8.5	26.7	.	.	.
Poland	16.7	5.7	.	12%	.
Slovak Rep.	5.3	79.4	.	.	.
Switzerland	249.0	35.9	7.11	7%	41%
Taiwan	101.9	25.8	10.07	0%	18%
Average German origin	48.9	24.2	4.8	15%	34%
Denmark	58.6	39.4	1.20	4%	45%
Finland	177.1	28.6	3.78	1%	37%
Iceland	64.2	207.5	.	.	.
Norway	39.7	40.2	2.20	1%	36%
Sweden	112.3	31.4	6.33	3%	28%
Average Scandinavian origin	90.4	69.4	3.4	2%	37%
Average Civil law	48.6	25.7	2.54	14%	49%
World average	59.4	27.7	2.97	11%	47%
T-Stat					
Common vs Civil	2.33	0.61	1.25	10.32	7.39
French vs Common	2.58	1.10	2.00	2.54	3.07
French vs German	0.47	0.37	2.71	0.17	4.03
French vs Scandinavian	2.53	2.10	1.38	1.85	3.83
T-Stat -- Significance Level					
Common vs Civil	2%	55%	22%	0%	0%
French vs Common	1%	28%	5%	2%	0%
French vs German	64%	71%	1%	87%	0%
French vs Scandinav	2%	4%	18%	8%	0%

Table VII
Stock Market Capitalization and Control of Self-Dealing

<i>Dependent Variable: Stock-market-capitalization-to-GDP ratio</i>						
	[1]	[2]	[3]	[4]	[5]	[6]
Approval by disinterested shareholders	27.35 ^c [15.54]					
Ex-ante disclosure		43.37 ^c [22.45]				
Ex-ante private control of self-dealing			43.64 ^b [21.89]			
Disclosure in periodic filings				42.42 ^a [16.15]		
Difficulty proving wrongdoing					62.50 ^b [29.99]	
Ex-post private control of self-dealing						73.09 ^a [26.31]
Ln GDP/POP	23.73 ^a [4.61]	21.26 ^a [4.35]	22.82 ^a [4.36]	20.20 ^a [4.17]	20.85 ^a [4.08]	19.50 ^a [4.09]
Time to collect on a bounced check	-15.11 ^c [8.50]	-15.02 ^c [7.94]	-13.95 ^c [7.63]	-15.80 ^c [9.32]	-16.14 ^c [8.70]	-14.66 ^c [8.45]
Constant	-70.01 [57.90]	-63.44 [49.14]	-77.61 [51.07]	-53.15 [58.34]	-63.19 [54.85]	-67.67 [53.83]
Observations	72	72	72	72	72	72
R-squared	0.397	0.404	0.411	0.406	0.408	0.428

Robust standard errors in brackets

^a Significant at 1% level.

^b Significant at 5% level.

^c Significant at 10% level.

Table VIII
Stock market development and the regulation of self-Dealing

Panel A: Ex-ante private control of self-dealing					
	Stock market capitalization to GDP	Ln Firms / Pop	IPOs / GDP	Block premium	Ownership concentration
Ln GDP/POP	22.824 ^a [4.359]	0.671 ^a [0.094]	1.163 ^a [0.231]	-0.030 [0.019]	-0.032 ^b [0.013]
Time to collect on a bounced check	-13.952 ^c [7.632]	0.069 [0.150]	0.260 [0.577]	0.039 ^c [0.021]	0.059 ^b [0.026]
Ex-ante control of private self-dealing	43.641^b [21.892]	0.301 [0.375]	1.953 [1.311]	-0.140^a [0.048]	-0.004 [0.053]
Constant	-77.614 [51.068]	-3.739 ^a [1.320]	-9.380 ^b [4.329]	0.245 [0.270]	0.444 ^b [0.204]
Observations	72	72	49	39	49
R-squared	0.41	0.45	0.33	0.33	0.27
Panel B: Ex-post private control of self-dealing					
	Stock market capitalization to GDP	Ln Firms / Pop	IPOs / GDP	Block premium	Ownership concentration
Ln GDP/POP	19.503 ^a [4.093]	0.614 ^a [0.105]	1.039 ^a [0.217]	-0.006 [0.015]	-0.026 ^b [0.011]
Time to collect on a bounced check	-14.656 ^c [8.447]	0.110 [0.143]	0.306 [0.551]	0.044 ^b [0.021]	0.042 ^c [0.024]
Ex-post private control of self-dealing	73.086^a [26.309]	1.306^a [0.512]	3.952^a [1.495]	-0.215^b [0.094]	-0.190^a [0.066]
Constant	-67.674 [53.834]	-4.043 ^a [1.296]	-10.085 ^b [4.158]	0.064 [0.225]	0.591 ^a [0.161]
Observations	72	72	49	39	49
R-squared	0.43	0.48	0.37	0.32	0.36
Panel C: anti-self-dealing index					
	Stock market capitalization to GDP	Ln Firms / Pop	IPOs / GDP	Block premium	Ownership concentration
Ln GDP/POP	21.122 ^a [4.168]	0.652 ^a [0.096]	1.104 ^a [0.220]	-0.021 [0.016]	-0.030 ^b [0.012]
Time to collect on a bounced check	-12.176 ^c [6.935]	0.114 [0.147]	0.417 [0.557]	0.035 [0.021]	0.048 ^c [0.025]
Anti self-dealing index	78.95^b [31.879]	0.928^c [0.490]	3.712^b [1.741]	-0.216^a [0.077]	-0.092 [0.070]
Constant	-91.746 ^c [47.588]	-4.119 ^a [1.302]	-10.739 ^b [4.291]	0.233 [0.258]	0.534 ^a [0.180]
Observations	72	72	49	39	49
R-squared	0.44	0.46	0.36	0.36	0.29

Robust standard errors in brackets

^a Significant at 1% level.

^b Significant at 5% level.

^c Significant at 10% level.

Table IX
Instrumental variables regressions

Panel A: Second-stage regression results					
	Stock market capitalization to GDP	Ln Firms / Pop	IPOs / GDP	Block premium	Ownership concentration
Ln GDP/POP	19.75 ^a [4.44]	0.64 ^a [0.10]	1.06 ^a [0.23]	-0.02 [0.02]	-0.03 ^b [0.01]
Time to collect on a bounced check	-6.10 [6.29]	0.19 [0.15]	0.77 [0.64]	0.04 ^c [0.02]	0.04 [0.03]
Anti-self-dealing index	151.29^a [50.40]	1.78^b [0.84]	6.44^b [2.69]	-0.14^c [0.08]	-0.16 [0.11]
Constant	-144.88 ^a [52.45]	-4.74 ^a [1.41]	-13.54 ^b [5.03]	0.14 [0.26]	0.61 ^a [0.19]
Observations	72	72	49	39	49
R-squared	0.37	0.45	0.32	0.34	0.28
Panel B: First-stage regression results for anti-self-dealing index					
Ln GDP/POP			0.04 ^a [0.02]		
Time to collect on a bounced check			-0.05 [0.04]		
English legal origin			0.30^a [0.05]		
Constant			0.32 [0.26]		
Observations			72		
R-squared			0.40		

Robust standard error values in brackets

^a Significant at 1% level.

^b Significant at 5% level.

^c Significant at 10% level.

Table X
Regression results for public enforcement

	Stock market capitalization to GDP	Ln Firms / Pop	IPOs / Pop	Block premium	Ownership concentration
Ln GDP/POP	25.022 ^a [4.996]	0.599 ^a [0.090]	1.288 ^a [0.269]	-0.029 ^c [0.017]	-0.034 ^b [0.015]
Time to collect on a bounced check	-18.101 ^c [9.696]	-0.029 [0.149]	0.070 [0.620]	0.050 ^b [0.021]	0.057 ^b [0.025]
Public enforcement	-18.929 [15.263]	0.235 [0.348]	-0.973 [1.050]	0.071^b [0.035]	0.021 [0.043]
Constant	-51.488 [62.652]	-2.557 ^a [1.130]	-8.357 ^c [4.531]	0.085 [0.232]	0.463 ^b [0.209]
Observations	69	69	48	39	48
R-squared	0.38	0.41	0.30	0.25	0.27

Robust standard error values in brackets

^a Significant at 1% level.

^b Significant at 5% level.

^c Significant at 10% level.

Table XI
Description of the revised anti-director rights index

Variable	Description
Vote by mail	Equals one if the law explicitly mandates or sets as a default rule that: (a) proxy solicitations paid by the company include a proxy form allowing shareholders to vote on the items on the agenda; (b) a proxy form to vote on the items on the agenda accompanies notice to the meeting; or (c) shareholders vote by mail on the items on the agenda (i.e. postal ballot); and zero otherwise.
Shares not deposited	Equals 1 if the law does not require, nor permit companies to require, shareholders to deposit with the company or another firm any of their shares prior to a general shareholders meeting.
Cumulative voting	Equals one if the law explicitly mandates or sets as a default rule that shareholders may cast all their votes for one board of directors or supervisory board candidate (cumulative voting) or if the law explicitly mandates or sets as a default rule a mechanism of proportional representation in the board of directors or supervisory board by which shareholders owning 10% or less of the capital stock may name a proportional number of directors to the board, and zero otherwise.
Oppressed minority	Equals one if shareholders are able to challenge (i.e., by either seeking damages or having the transaction rescinded) both a resolution of the shareholders' and board of directors' meeting if it is unfair, prejudicial, oppressive, or benefits one shareholder to the detriment of the others; equals one-half if shareholders are able to challenge either a resolution of the shareholders' or board of directors' meeting if it is unfair, prejudicial, oppressive, or benefits one shareholder to the detriment of the others; equals zero otherwise.
Pre-emptive rights	Equals one when the law or listing rules explicitly mandate or set as a default rule that shareholders hold the first opportunity to buy new issues of stock, and this right can be waived only by a shareholders' vote; equals zero otherwise.
Capital	The minimum percentage of share capital [or voting power] that entitles a single shareholder to call a shareholders' meeting (directly or through the court) is less than or equal to 10 percent. If the law does not provide for a specific percentage to call such a meeting, equals 1 if the default rule is less than or equal to 10 percent.
Anti-director rights index	Aggregate index of shareholder rights. The index is formed by summing: (1) vote by mail; (2) shares not blocked or deposited; (3) cumulative voting; (4) oppressed minority; (5) pre-emptive rights; and (6) capital.

Table XII -- (Revised) Anti-director rights

Country	Vote by mail	Shares not deposited	Cumulative voting	Oppressed minority	Preemptive rights	Capital to call meeting	Anti-director Index
Australia	1	1	0	1.0	0	5%	4.0
Canada	1	1	0	1.0	0	5%	4.0
Ghana	1	1	0	1.0	1	5%	5.0
Hong Kong	1	1	0	1.0	1	10%	5.0
India	1	1	0	1.0	1	10%	5.0
Ireland	0	1	0	1.0	1	10%	4.0
Israel	1	1	0	1.0	0	5%	4.0
Jamaica	1	1	0	1.0	0	10%	4.0
Kenya	1	1	0	0.0	0	10%	3.0
Malaysia	1	1	0	1.0	1	10%	5.0
New Zealand	0	1	0	1.0	1	5%	4.0
Nigeria	1	1	0	1.0	0	10%	4.0
Pakistan	1	1	1	0.0	1	10%	5.0
Singapore	1	1	0	1.0	1	10%	5.0
South Africa	1	1	0	1.0	1	5%	5.0
Sri Lanka	1	1	0	1.0	0	10%	4.0
Thailand	0	1	1	1.0	1	20%	4.0
Uganda	0	1	0	1.0	0	10%	3.0
United Kingdom	1	1	0	1.0	1	10%	5.0
United States	1	1	0	1.0	0	.	3.0
Zimbabwe	1	1	0	1.0	0	5%	4.0
Average English origin	0.81	1.00	0.10	0.90	0.52	9%	4.24
Argentina	0	0	1	0.0	1	5%	3.0
Belgium	1	0	0	0.5	1	20%	2.5
Bolivia	0	0	0	1.0	1	20%	2.0
Brazil	1	0	1	1.0	1	5%	5.0
Chile	0	1	1	0.0	1	10%	4.0
Colombia	0	1	1	0.0	1	20%	3.0
Ecuador	0	1	0	0.0	1	25%	2.0
Egypt	0	0	0	1.0	0	10%	2.0
El Salvador	0	0	0	0.0	1	5%	2.0
France	1	1	0	0.5	1	10%	4.5
Greece	0	0	0	0.0	1	5%	2.0
Indonesia	0	1	0	1.0	1	10%	4.0
Italy	0	0	0	0.0	1	10%	2.0
Jordan	0	1	0	0.0	0	25%	1.0
Kazakhstan	0	1	1	0.0	1	5%	4.0
Lithuania	0	1	1	0.0	1	10%	4.0
Luxembourg	0	0	1	0.0	1	20%	2.0
Mexico	0	1	0	0.0	1	10%	3.0
Morocco	0	0	0	0.0	1	10%	2.0
Netherlands	0	0	0	0.0	1	10%	2.0
Panama	0	1	0	0.0	1	5%	3.0
Peru	0	1	1	1.0	1	20%	4.0
Philippines	0	1	1	0.0	1	.	3.0
Portugal	0	1	0	0.5	1	5%	3.5
Romania	0	1	1	1.0	1	10%	5.0
Russia	0	1	1	0.0	1	10%	4.0
Spain	1	0	1	1.0	1	5%	5.0
Tunisia	1	1	0	0.0	1	15%	3.0
Turkey	0	0	0	0.0	1	5%	2.0
Ukraine	0	1	0	0.0	1	10%	3.0
Uruguay	0	0	0	0.0	1	20%	1.0
Venezuela	0	0	0	0.0	0	20%	0.0
Average French origin	0.16	0.53	0.38	0.27	0.91	12%	2.89
Austria	0	0	0	0.5	1	5%	2.5
Bulgaria	1	1	0	0.0	1	10%	4.0
China	0	0	0	0.0	0	10%	1.0
Croatia	0	0	0	0.5	1	5%	2.5
Czech Rep.	0	1	0	1.0	1	3%	4.0
Germany	0	0	0	0.5	1	5%	2.5
Hungary	0	1	0	0.0	0	10%	2.0
Japan	0	1	1	0.5	1	3%	4.5
Korea (Rep.)	1	0	1	0.5	1	3%	4.5
Latvia	0	1	1	0.0	1	5%	4.0
Poland	0	0	1	0.0	1	10%	3.0
Slovak Rep.	0	1	0	0.0	1	5%	3.0
Switzerland	0	0	0	1.0	1	10%	3.0
Taiwan	0	0	1	0.0	1	3%	3.0
Average German origin	0.14	0.43	0.36	0.32	0.86	6%	3.11
Denmark	0	1	0	1.0	1	10%	4.0
Finland	0	1	0	0.5	1	10%	3.5
Iceland	0	1	1	0.5	1	10%	4.5
Norway	0	1	0	0.5	1	5%	3.5
Sweden	0	1	0	0.5	1	10%	3.5
Average Scandinavian origin	0.00	1.00	0.20	0.60	1.00	9%	3.80
Average Civil law	0.14	0.55	0.35	0.31	0.90	10%	3.04
World average	0.33	0.68	0.28	0.49	0.79	10%	3.39
T-Stat							
Common vs. Civil	7.12	4.10	-2.27	6.10	-3.91	-0.90	4.48
French vs Common	-6.08	-4.22	2.33	-6.01	3.45	1.99	-4.53
French vs German	-0.11	0.63	0.11	-0.43	0.48	3.11	-0.58
French vs Scandinavian	0.94	-2.04	0.75	-1.72	-0.70	0.98	-1.61
T-Stat -- Significance Level							
Common vs. Civil	0%	0%	3%	0%	0%	37%	0%
French vs Common	0%	0%	2%	0%	0%	5%	0%
French vs German	91%	53%	91%	67%	63%	0%	57%
French vs Scandinavian	36%	5%	46%	9%	49%	33%	12%

Table XIII
Regression results for anti-director rights index

Panel A: Anti-director rights index from LLSV					
	Stock market capitalization to GDP	Ln Firms / Pop	IPOs to GDP	Block premium	Ownership concentration
Ln GDP/POP	18.081 ^a [5.185]	0.52 ^a [0.08]	1.20 ^a [0.22]	-0.012 [0.017]	-0.034 ^a [0.011]
Time to collect on a bounced check	-24.878 ^b [10.691]	-0.240 [0.19]	0.270 [0.57]	0.050 ^a [0.018]	0.040 ^c [0.024]
Anti-director rights index-- LLSV 98	14.378^a [5.581]	0.26^a [0.10]	0.60^b [0.27]	-0.035^a [0.013]	-0.036^a [0.011]
Constant	2.49 [69.149]	-1.54 [1.64]	-10.76 ^b [4.34]	0.07 [0.223]	0.67 ^a [0.172]
Observations	49	49	49	37	49
R-squared	0.40	0.57	0.35	0.32	0.37
Panel B: Revised anti-director rights index					
	Stock market capitalization to GDP	Ln Firms / Pop	IPOs to GDP	Block premium	Ownership concentration
Ln GDP/POP	22.65 ^a [4.33]	0.67 ^a [0.09]	1.21 ^a [0.23]	-0.02 [0.02]	-0.03 ^a [0.01]
Time to collect on a bounced check	-15.55 ^c [8.99]	0.16 [0.14]	0.23 [0.56]	0.06 ^a [0.02]	0.04 ^c [0.02]
Anti-director rights index -- Revised	9.93^b [5.08]	0.39^a [0.12]	0.48^c [0.28]	-0.01 [0.02]	-0.03^b [0.02]
Constant	-84.57 [61.00]	-5.44 ^a [1.40]	-10.50 ^b [4.44]	0.02 [0.22]	0.69 ^a [0.17]
Observations	72	72	49	39	49
R-squared	0.39	0.53	0.32	0.21	0.35

Robust standard error values in brackets

^a Significant at 1% level.

^b Significant at 5% level.

^c Significant at 10% level.

Table XIV
Horse race between anti-self-dealing and other proxies for investor protection

Panel A: Controlling for the revised anti-directors index					
	Stock market capitalization to GDP	Ln Firms / Pop	IPOs / GDP	Block premium	Ownership concentration
Ln GDP/POP	21.507 ^a [4.223]	0.67 ^a [0.09]	1.11 ^a [0.23]	-0.022 [0.017]	-0.036 ^a [0.011]
Time to collect on a bounced check	-11.720 ^c [6.963]	0.160 [0.14]	0.420 [0.56]	0.037 ^c [0.021]	0.046 ^b [0.023]
Anti-self-dealing index	65.504^b [30.791]	-0.080 [0.55]	3.68^c [2.13]	-0.267^b [0.123]	-0.003 [0.087]
Anti-directors index (revised)	5.534^c [3.034]	0.40^a [0.14]	0.010 [0.30]	0.018 [0.025]	-0.029 ^c [0.017]
Constant	-109.821 ^b [49.996]	-5.42 ^a [1.40]	-10.78 ^b [4.43]	0.195 [0.242]	0.654 ^a [0.169]
Observations	72	72	49	39	49
R-squared	0.45	0.53	0.36	0.37	0.33
Panel B: Controlling for disclosure in the prospectus					
	Stock market capitalization to GDP	Ln Firms / Pop	IPOs / GDP	Block premium	Ownership concentration
Ln GDP/POP	16.991 ^a [5.292]	0.49 ^a [0.08]	1.17 ^a [0.20]	-0.014 [0.014]	-0.033 ^a [0.011]
Time to collect on a bounced check	-15.705 [11.282]	-0.070 [0.20]	0.92 ^c [0.51]	0.032 [0.022]	0.024 [0.024]
Anti-self-dealing index	22.934 [50.919]	0.750 [0.75]	0.410 [1.98]	-0.109 [0.104]	0.064 [0.085]
Disclosure in the prospectus	89.102^b [39.896]	1.34^c [0.72]	5.87^a [1.58]	-0.187 [0.137]	-0.277^a [0.094]
Constant	-57.116 [83.269]	-2.580 [1.63]	-15.74 ^a [4.04]	0.248 [0.231]	0.770 ^a [0.192]
Observations	49	49	49	37	49
R-squared	0.44	0.61	0.46	0.41	0.40
Panel C: Controlling for prospectus liability					
	Stock market capitalization to GDP	Ln Firms / Pop	IPOs / GDP	Block premium	Ownership concentration
Ln GDP/POP	15.762 ^a [5.146]	0.47 ^a [0.08]	1.08 ^a [0.20]	-0.018 [0.015]	-0.029 ^b [0.012]
Time to collect on a bounced check	-16.758 [11.012]	-0.070 [0.20]	0.890 [0.61]	0.030 [0.020]	0.032 [0.023]
Anti-self-dealing index	59.451 [38.528]	1.27^b [0.52]	2.71^c [1.60]	-0.184^a [0.066]	-0.060 [0.072]
Prospectus liability	59.056^a [19.406]	1.01^b [0.48]	4.32 ^a [1.26]	-0.123^b [0.058]	-0.141^b [0.059]
Constant	-33.527 [74.691]	-2.320 [1.62]	-14.56 ^a [4.53]	0.275 [0.243]	0.659 ^a [0.177]
Observations	49	49	49	37	49
R-squared	0.43	0.61	0.46	0.43	0.34

Robust standard errors in brackets

^a Significant at 1% level.

^b Significant at 5% level.

^c Significant at 10% level.

Appendix -- Correlation Table

	Ex-ante private control self-dealing	Ex-post private control self-dealing	Anti-self-dealing index	Antidirectors index (revised)	Disclosure in prospectus	Prospectus liability	Market capitalization to GDP	Ln Firms/POP	IPOs/GDP	Block premium	Ownership concentration	Time to collect on bounced check
Ex-post private control self-dealing	0.39											
Anti-self-dealing index	0.89	0.76										
Antidirectors index (revised)	0.30	0.53	0.47									
Disclosure in prospectus	0.51	0.71	0.68	0.54								
Prospectus liability	0.13	0.56	0.36	0.44	0.55							
Market capitalization to GDP	0.28	0.44	0.42	0.25	0.49	0.43						
Ln Firms / POP	0.07	0.37	0.23	0.31	0.47	0.42	0.49					
IPOs / GDP	0.25	0.41	0.36	0.17	0.44	0.42	0.65	0.59				
Block premium	-0.41	-0.50	-0.51	-0.24	-0.58	-0.45	-0.48	-0.53	-0.37			
Ownership concentration	-0.15	-0.48	-0.33	-0.28	-0.50	-0.42	-0.31	-0.43	-0.25	0.50		
Time to collect on bounced check	-0.26	-0.22	-0.29	-0.18	-0.47	-0.41	-0.30	-0.06	-0.35	0.42	0.41	
Ln(GDP/POP)	0.01	0.29	0.15	-0.01	0.14	0.17	0.55	0.66	0.46	-0.27	-0.43	-0.12

Note: Numbers in bold are significant at the 10%.