

Social Identity and Inequality: The Impact of China's *Hukou* System*

Farzana Afridi
Department of Economics
Syracuse University
119 Eggers Hall
Syracuse, NY 13244
fafridi@maxwell.syr.edu

Sherry Xin Li
School of Economic, Political and Policy Sciences (EPPS)
University of Texas at Dallas, GR31
800 W. Campbell Rd.
Richardson, TX 75080
Phone: 972-883-4987
sherry.xin.li@utdallas.edu

Yufei Ren
School of Economic, Political and Policy Sciences (EPPS)
University of Texas at Dallas, GR31
800 W. Campbell Rd.
Richardson, TX 75080
yxr051000@utdallas.edu

*We thank Albert Park for helpful discussion and Karla Hoff for sharing her insights and experiment materials. We are grateful to conference participants at the UT-Dallas behavioral/experimental reading group, the International ESA meetings (Caltech, 2008), and the Chinese Economist Society annual meeting (Nanning, China, 2009) for helpful comments. Any remaining errors are our own. Li gratefully acknowledges the financial support from the National Science Foundation through grant no. SES 0720936.

ABSTRACT

We conduct an experimental study to investigate the causal impact of migrant or *hukou* identity on individuals' response to economic incentives in China. We examine the role that this internalized social identity plays in the widening economic disparity in urban areas. Our results indicate that making *hukou* identity salient adversely affects the economic performance of lower rank *hukou* holders. Making individuals' *hukou* status salient and public reduces the performance of rural migrant children on assigned tasks by 12%. We find that among non-migrants, when *hukou* identity is primed, the proportion with earnings among the bottom 25% drops from 22.2% to 17.2% and increases by almost 8 percentage points in the group of top 25% earners. The effect of *hukou* shifts the income ranking of rural migrants towards the low end of the income distribution – the percentage of rural migrants in the bottom 25% increases significantly from 11.9% to 30.3%. This suggests that *hukou* identity imposed and shaped by the existing institution may distort individuals' *intrinsic* response to incentives. This distortion may serve as an avenue through which the *hukou* system aggravates rising economic inequality in urban China even in the absence of any discrimination.

Keywords: social identity, *hukou*, inequality, field experiment, China

JEL Classification: C93, D03, O15

1 Introduction

Urban China attracts a vast number of migrants in search of employment opportunities every day. According to the 5th Population Census conducted in 2000, about 144.39 million rural residents, or 11.6% of the total population of China, migrated into cities and towns in that year (National Bureau of Statistics of China, 2002). It is not only the increased labor demand in the thriving cities that draw rural inhabitants to the urban areas but the real-estate boom has also led to pressures on farmers to give up their land thereby pushing them into the cities (New York Times, December 2004).¹ China's unique *hukou* or household registration system, however, does not grant these migrants urban citizenship.² The 'floating' population, the official name for migrants from rural areas or other less well developed cities, is treated as an "outsider" with limited access to economic resources and opportunities (Liu, 2005). The process of rapid urbanization in China (Kojima, 1995), therefore, has been accompanied by increasing socio-economic inequality due to an ever-rising disparity in rural-urban residents' incomes (Yao, Zhang and Hanmer, 2004; Chen, 2002; Kanbur and Zhang, 1999).³

The existing literature almost entirely focuses on discrimination in the allocation of economic resources in the *hukou* system as an explanation for regional rural-urban economic inequities (Liu, 2005; Lu and Song, 2006; Whalley and Zhang, 2007). However, little information is available on intra-urban inequality - between migrants and non-migrants- due to lack of data on the 'floating' population. Our study aims to provide new insights on this literature First, the broad objective of our study is to investigate intra-urban inequality in a fast developing country. This dimension of economic inequality

¹ "Experts estimate that as many as 70 million farmers have lost their land in the past decade - a number expected to rise above 100 million." (Yardley, Jim, "Farmers Being Moved Aside by China's Real Estate Boom," The New York Times, December 8, 2004).

² Established during 1950s, the *hukou* system categorizes the population into rural (agricultural) *hukou* holders and urban (non-agricultural) *hukou* holders. The registration record is issued at the family level and serves as the official certification of legal residency in a specified geographic area (Cheng and Seldon, 1994).

³ In 1978, the annual per capita disposable income of the urban residents was 2.6 times that of the rural residents. This ratio increased to 2.9 in 2001. Over the same time period, the urban-rural ratio of per capita consumption increased from 2.9 to 3.5 (National Bureau of Statistics of China, 1994-2003).

has hitherto been largely ignored in the literature on inequality in China. Second, given the lack of data on migrant populations, we address this issue using a unique methodology. We analyze whether migrant status through decades of differential treatment of rural-urban residents due to the institution of the *hukou* may have been *internalized* by individuals through a manifestation of their social identity. This *internalized* identity may influence their response to incentives in the market economy and hence affect their economic decisions and outcomes. If so, the *intrinsically* distorted response to incentives could serve as an important, yet unexplored, avenue through which the *hukou* system may contribute to rising socio-economic inequality within urban China. Specifically, we ask whether an individual's *hukou* identity has a *causal* impact on response to incentives. If yes, how does the response to incentives affect individuals' performance on assigned tasks?

The importance of incorporating social identity, defined as a person's sense of self derived from perceived membership in social groups, into economics analyses is being increasingly stressed in economics (Akerlof and Kranton 2000). An expanding theoretical (Smith, 2005; Shayo, 2005; Fang and Loury, 2005; Benabou and Tirole, 2006; Horst, Kirman and Teschl, 2006) and experimental literature suggests that making identity salient has important effects on individual preferences and economic behavior (Ball *et al.*, 2001; Benjamin, Choi and Strickland, 2008). A recent study by Hoff and Pandey (2004) in rural India indicates that social identity – a product of history and culture – shapes one's belief system and has a pronounced impact on behavior in response to economic incentives through its effect on expectations. They find that making caste salient to middle school children lowers the performance of low-caste participants relative to high-castes when rewards for performance depend solely on performance.

Hukou identity is salient in Chinese society. An individual's *hukou* status is inherited at birth and can thus be treated as mostly exogenous to an individual. However, unlike the caste system in India,

there are some channels through which *hukou* conversions are possible (Chan and Zhang, 1999) including by marriage. Nevertheless, *nongzhuanfei* or converting one's *hukou* status from agricultural to non-agricultural, is a daunting task (Chan and Zhang, 1999). Prospective buyers have to meet stringent health, investment, employment and housing conditions to qualify (Chan and Zhang, 1999) for an urban *hukou*. Moreover, the fee for an urban *hukou* is beyond what most rural families can afford.⁴

The *hukou* system is considered as one of the contributing factors to the ever-increasing rural-urban income disparity (Chen, 1996; Hare and West, 1999; Jalan and Ravallion, 1998; Kanbur and Zhang, 1999). Liu (2005) uses a national representative sample from the Chinese Household Income Project 1995 and finds that compared to urban residents, those who obtained urban *hukou* later in their lives have significantly lower education attainment, are less likely to hold state sector jobs or to have employer-provided healthcare benefits, and are more likely to be self-employed or unemployed. The study argues the root cause of the adverse effects of the rural *hukou* status is that the system restricts rural residents' access to quality education and urban employment, which lowers the return to their human capital investment. Lu and Song (2006) conduct an individual-level survey in Tianjin, one of the four central government municipalities in China, and find that local urban workers earn substantially higher hourly wage than those who do not have local urban *hukou*. Whalley and Zhang (2007) use numerical simulation methods and suggest that removing the *hukou* barriers to domestic labor mobility will significantly reduce inequality and increase economic efficiency gains.

Thus existing research suggests that on average those with a rural *hukou* are socio-economically worse-off than those with an urban *hukou* in China. However secondary sources of data based either on surveys or direct field observations to test whether the differences in the economic outcomes are due to

⁴ Between 1990 and 1994, local governments sold about 3 million urban *hukou* at an average price of 8,300 ¥ (Chan and Zhang 1999). The annual rural per capita income during the same period was between 686 ¥ to 813 ¥ in 1990 prices (National Bureau of Statistics, various issues). The *hukou* price increases with the administrative status of a city. For instance, in Shanghai the fee ranged from 20,000 to 40,000 ¥ in 1994.

hukou status make it difficult to establish *causality* between *hukou* status and perceptions of self, expectations regarding discrimination and economic behavior. To circumvent this difficulty, we design a framed field experiment (Harrison and List, 2004) to explore our hypothesis.⁵ To introduce an exogenous variation in identity salience, we adopt a methodology from psychology called priming. Priming research in psychology use stimuli such as a list of words, a questionnaire, an article or a picture, to temporarily activate ‘an individual’s mental representation by the environment’. Studies show that this activation may affect various psychological phenomena or behaviors (Bargh 2006).⁶ Specifically, our experiment randomly assigns primary school students in Beijing, with different *hukou* backgrounds, to a treatment and control condition. In the treatment condition we prime student’s *hukou* identity and make it salient through a pre-experiment questionnaire followed by a public verification of students’ *hukou* status (Shih, Pittinsky and Ambady, 1999; Hoff and Pandey, 2004). In the control condition individual’s *hukou* identity is kept private. We then compare participants’ performance in incentivized problem-solving tasks between the treatment and the control in order to answer the questions on the effects of *hukou* identity on urban economic inequality.

Results suggest that making *hukou* identity salient adversely affects the economic performance of lower rank *hukou* holders, especially the rural migrants to large cities. Making individuals’ *hukou* status salient and public reduces the performance of rural migrant children on assigned tasks by 12%. The performance of individuals with a Beijing *hukou* improves, but insignificantly, when *hukou* status is made public. But the impact of *hukou* identity on overall economic efficiency, in terms of the difference

⁵ Participants in our experiment are primary school students in China. As a part of our design, we manipulate the salience of their *hukou* identity. This type of experiment is categorized as a ‘framed field experiment’ by Harrison and List (2004) since participants come from nonstandard subject pool, and they can use information set with the field context.

⁶ The priming technique has been widely used in social psychology since Higgins, Rholes, and Jones (1977). Studies show that subtle activation of different social identities, e.g., gender, race, or age, can affect outcomes such as test performance (Aronson, Quinn and Spencer 1998, Steele 1997), walking speed (Bargh, Chen and Burrows 1996), or person perception (Bargh and Pietromonaco 1982).

between the average performance in the treatment and control sessions, is insignificant. The latter finding combined with the reduced effort of rural migrants in the treatment group leads to a shift in the income distribution in favor of Beijing *hukou* holders. We find that for the latter socio-economic group when *hukou* identity is primed the proportion with earnings among the bottom 25% drops from 22.2% to 17.2% and increases by almost 8 percentage points in the top 25% earners. The effect of *hukou* is opposite for rural migrants. It shifts their rankings towards the low end of the income distribution – the percentage of rural migrants in the bottom 25% increases significantly from 11.9% to 30.3%. We conclude that the *hukou* system distorts individuals' response to incentives and may have a causal impact on widening the income gap between migrants and non-migrants in urban China, even in the absence of any discrimination against the former group.

The remaining sections of the paper are organized as follows. Section 2 provides a brief background on the *hukou* system in China. Section 3 describes the experimental design and the data. The results of the analysis are presented in Section 4. Section 5 concludes.

2 The *Hukou* System and Social Identity in China

The household registration or the *hukou* system was established in China in the 1951 following the success of the communist revolution in 1949 (see Cheng and Selden, 1994 for a review). But it was not until 1960 that the *hukou* institution came to be understood as it is to this day. The classification of *hukou* registration was dual in nature (Chan and Zhang, 1999). Citizens were classified according to a specific place of regular residence (*hukou suozaidi*) and the type of *hukou* (*hukou leibie*) which was either agricultural or non-agricultural (urban) *hukou*. This institution played an indispensable role in implementing the government's post-civil-war economic strategies that prioritized industrialization by regulating citizens' geographic mobility (Chan and Zhang, 1999). First, urban employment was

primarily determined by the prospective employees' *hukou* status which favored urban residents (Chan and Zhang, 1999). Second, state-subsidized food and other necessities were distributed preferentially to urban residents through a national rationing system from 1955 to 1993. Urban *hukou* holders were eligible for the ration stamps that guaranteed low price products but not rural *hukou* holders (Liu, 2005). Third, urban residents (particularly employees of the state-owned enterprises) were granted various fringe benefits including subsidized housing, health services and education. In contrast, the benefits of rural residents were provided by their communes or villages, which were usually of inferior quality and whose availability and reliability varied widely (Lin, Cai and Li 1995; Cheng and Selden, 1994). By controlling *nongzhuanfei* or rural-urban migration, involving both a geographic change in place of residence and a conversion in entitlements or *hukou leibie*, rural-urban migration was restricted. This ensured that the population in urban areas was mostly homogenous in terms of its *hukou*.

One's *hukou* thus defined entitlement to economic resources and opportunities in a specified locality. Since *hukou* passed down to the next generation, *hukou* status and thereby educational attainment and eventually employment opportunities of the next generation of rural populace was restricted by birth.⁷ Thus the institution divided the population into two social groups: a non-agricultural population which was socio-economically superior to the agricultural population (Chan and Zhang, 1999).

Following China's transition from a centralized to a market economy during the late 1970s, the *hukou* system gradually lost its control over spatial migration and rationing of necessities (Chan and Zhang, 1999). The number of people migrating in search of jobs surged following market reforms (and abolition of communes) and an easing of government regulations on spatial migration. As a result, the

⁷ Before 1998, the children of rural-urban couples had to follow the mothers' *hukou* status (Chan and Zhang, 1999). They are now allowed to inherit either the father's or the mother's. The policy change alleviated one important barrier in *hukou* conversion for younger generations since traditional rural-urban marriages generally happen between urban men and rural women.

past two decades have witnessed a drastic increase in the number of ‘temporary’ non-*hukou* residents (either registered or non-registered) in urban centers. These migrants or temporary residents are not entitled to urban benefits unless they convert to a full urban *hukou* status.⁸ However, the *nongzhuanfei* process, with some changes, continues to be the core of any permanent alteration in *hukou* status. Thus *hukou* status is permanent for most of the population because rural-to-urban conversions are granted through very limited channels including direct purchase of an urban *hukou* as local governments seek additional revenue sources following China’s fiscal decentralization in the 1980s (Lin and Liu, 2000).⁹

In 1997, the State Council approved a pilot social experiment in small cities and townships of limited geographic areas where urban *hukou* was granted to local agricultural residents subject to job and residence requirements. The pilot reform was implemented in 450 towns and small cities before the State Council approved an expansion to more townships and small cities in 2001 (Yu 2002). In contrast, the reforms in large and middle cities varied dramatically. In cities including Nanjing, Xi’an, and Zhuhai, the requirements for granting city *hukou* to local agricultural *hukou* holders have been relaxed (Cai 2002). In February 2009, the government of Shanghai issued guidelines for granting local city *hukou* to migrants who met strict job, residential and legal requirements.¹⁰ Little has been changed, however, in other main metropolitan areas such as Beijing and Guangzhou where local *hukou* remains to be the main hurdle for employment opportunities.

Despite the recent reforms the distinction of *hukou* location continues to exist. There continue to

⁸ Temporary Residence Certificates (TRC) are usually valid for one year and are renewable (Chan and Zhang, 1999)

⁹ Chan and Zhang (1999) list the channels for converting one’s *hukou*: recruitment by state-owned enterprises, promotion to a senior administrative position, enrollment in higher education institutions, demobilization from military services and land requisition by the state. All are controlled by the state’s labor laws and have fixed quotas. Besides the fact that quotas can be very small, it is also possible that only one family member recruited by the state is permitted to move to the urban locale and thereby separated from her (his) family for long periods. Beginning 1992 urban *hukou* are now sold for high fees and in sought-after cities (such as Shanghai and Beijing) eligibility is limited to investors, property buyers and professionals.

¹⁰ http://www.gov.cn/gzdt/2009-06/17/content_1342934.htm.

be substantive differences in benefits of public services (education, health, employment and social welfare) and opportunities of urban life between people with and without a local *hukou*. The social hierarchy, shaped by the institution of *hukou* and made conspicuous by vast migrant populations in fast-growing cities, has affected people's daily life so ubiquitously that social disparities resulting from the *hukou* system have been exported to urban areas and constitutes an important aspect of one's social identity in urban China.

The Hukou System and Schooling in Urban China

For the purpose of this study it is essential to understand the impact of the *hukou* institution on educational opportunities since our experimental study utilizes public school students with different *hukou* backgrounds. Children are entitled to subsidized public education only in the area of their legal permanent residency. Even after the reforms in many cities non-local *hukou* holders cannot enroll their children in local schools unless the schools have quotas for "guest" students who pay a higher tuition which can be a significant proportion of migrants' incomes (Xinhua News Agency, July, 2002).¹¹ Private schools for migrant children are usually opposed by local authorities, or stringent physical and financial requirements are imposed on them to obtain a legal status. In several urban areas private migrant schools

¹¹ "Migrant workers have to pay extra fees if they want to have their children educated in public schools. If they cannot afford them, their children either have to go to schools run by other migrants, or simply get no schooling at all. According to statistics from Beijing educational authorities, there are now 123 schools set up by migrants accommodating over 17, 000 children in the capital city. These schools teach between 20 and 3,000 students each and charge about 300 ¥ (US\$36.1) each term. When migrant children go to public schools, their parents have to pay 500 ¥ (60.2 US dollars) in *tuition fees* each term, plus 1,000 ¥ (120.5 US dollars) for *selection of the school* and 1,000 to 30,000 ¥ (3614.5 US dollars) as *sponsorship*.....*Migrant schools are cheap and affordable for migrant workers. And children here don't suffer from the discrimination they face in public schools, because they have similar family backgrounds*..... Beijing's educational authorities (have) decided to cut charges for teaching migrant children in public schools in the upcoming school year. Fees for primary school will be reduced to 200 ¥ (24.1 US dollars) from the previous 500 yuan, and for secondary school to 500 yuan, a 50 percent drop from the previous charge." (<http://www.10thnpc.org.cn/english/China/36594.htm>) Migrant laborers in Chinese cities earn an average of 966 ¥ per month in 2006 according to a National Bureau of Statistics Survey Report (http://english.peopledaily.com.cn/200610/22/eng20061022_314208.html)

are, therefore, considered illegal.

There are four categories of students to be found in public schools admitting non-local *hukou* students. Due to the *hukou* classification system urban areas contain both non-agricultural and agricultural *hukou* population (Chan and Zhang, 1999). Thus the population in large cities such as Beijing and Shanghai (also called municipalities and equivalent to a province) usually consist of four different *hukou* categories, local urban, non-local urban, local rural, and non-local rural *hukou* holders. Although the latter three are usually socio-economically disadvantaged relative to the local urban *hukou* holders, all three categories fare differently amongst themselves. Non-local rural *hukou* holders are migrants from rural areas of other provinces outside the municipality. Since they are likely to be less educated, take on less decent jobs, and live in poorer conditions compared to their urban counterparts, they are generally considered as the bottom of the social hierarchy within the municipality. Local rural *hukou* holders are residents of the rural areas of the municipality. Non-local urban migrants, i.e., permanent urban residents from economically less-developed cities, are on average relatively more educated than their rural counterparts, more likely to have white-collar jobs and be better paid. But the comparison of socio-economic status between local rural and non-local urban is not clear. Due to this ambiguity and the constraints we faced in subject recruiting, we exclude the local rural *hukou* holders from this study, and focus on the other three groups. Since our experiment was conducted in Beijing, we consider specifically Beijing urban (hereafter **H**igh), non-Beijing urban (hereafter **M**iddle) and non-Beijing rural (hereafter **L**ow) *hukou* holders.

3 Experimental Design and Data

A Experimental Design

Our experiment adopts the design of Hoff and Pandey (2004). It is a 2x2 design. On one dimension we

manipulate *hukou* salience. Subjects' *hukou* status is made salient and public in the treatment, and is kept private in the control. On the other dimension, we change the payment regime, and use piece rate and mixed tournament in different treatments. We elaborate on the experimental design in detail below, starting with discussion on subject selection which is one crucial part of the design.

Selection of subjects Participants in our experiment were 8-12 year old students recruited from three to six graders at four elementary public schools in Beijing. These schools suited the requirements of our experiment on several aspects. First, the schools admitted non-Beijing *hukou* students. Second, the proportion of students belonging to migrant families was comparable to the migrant population of the Beijing metropolitan area.¹² Third, these schools were situated in districts of Beijing whose per capita GDP was comparable to that of the average for the Beijing municipal area.

Our study involves three *hukou* types: Beijing urban (H), non-Beijing urban (M) and non-Beijing rural (L).¹³ Records on individual students' *hukou* status were kept by the registrar's office of the schools through two independent filing systems – student registration cards filled in manually by parents, and the schools' official roster in their computing system. Student registration records, generally self-reported by parents, are subject to the problem of missing information. In comparison, the schools' official rosters contain complete information on students' *hukou* and are more accurate since this system is used to track students' payments of tuition and the miscellaneous fees which are charged based on the student's *hukou* status.¹⁴ When students are enrolled, the evidence of *hukou* status needs to be presented by parents to justify the payment amount of the miscellaneous fees.

The study focuses on primary school students rather than adults for several reasons. First, a

¹² Migrants who resided in Beijing for more than 6 months constituted 23% of Beijing's total population in 2005 (Beijing Municipal Bureau of Statistics, 2005).

¹³ We decided to exclude the category rural Beijing students since the schools had a limited number of such students.

¹⁴ Specifically, the miscellaneous fee in the Spring 2007 semester was 80 ¥ for the local urban students, compared to 40 ¥ for non-local rural students and 200 ¥ for non-local urban students. The schools may have been charging other fees, although they may not be legal.

growing number of experimental economics studies show that any difference between the behavior of children and adults is insignificant when it comes to rational choice behavior, altruism, and strategic behavior (Harbaugh et al., 2001; Harbaugh and Krause, 2000). Second, the validity of the assumption of *exogenous hukou* declines with age since the possibility of changing from rural to urban *hukou* increases with one's level of education. Thus, focusing on young individuals allows us to avoid using selective samples of people whose decisions to migrate to urban areas may be systematically linked with their abilities and intrinsic preferences. Third, an ideal subject pool for our experiment is those whose *hukou* status cannot be differentiated *a priori* from observable characteristics. Using adult subjects can potentially confound our results because observable characteristics –accent and clothing –usually provide cue on whether the subjects originate from Beijing and give away their *hukou* status even in the absence of the *hukou* identity prime.¹⁵ Compared to adults, young children generally pick up local accents and slangs more easily making it difficult for others to guess from their speech where they are from and impute their *hukou* type. In addition, among adult population rural migrants usually dress differently than urban migrants and Beijing locals probably because they are on average poorer. In our experiment students are required to wear school uniforms at some schools while at others, where uniforms are not required, migrant students are indistinguishable from their local counterparts by what they wear. Fourth, using student rather than adult subjects ensured that the monetary compensation provided sufficient incentive for subjects. On average subject payments are ten times the weekly allowance they receive from their parents. Finally, although our sample was young, almost all participants in the experiment understood what their *hukou* status was.¹⁶

¹⁵ Although China is an ethnically homogeneous country (Han Chinese comprise 95 percent of the population) people from different geographic areas have their own local dialects and speak mandarin with dramatically different accents. One can usually tell whether an individual is originally from the northern or southern part of the country from her/his accent.

¹⁶ The experiment results are robust when we include or drop these few students from the analyses.

We recruited subjects from among 3-6 graders at three schools and among 3-5 graders in one.¹⁷ Each session of our experiment consisted of 6 subjects of the same gender with 3 from each of two different *hukou* groups. To ensure that the effect of identity comes purely from the prime in the laboratory we took pains in subject selection to minimize the probability that they knew each other *a priori*. We obtained the student roster from the schools and stratified the pool by gender, grades, class sections, and *hukou* types. Then the three students of the same *hukou* type were randomly selected, each from a different grade.¹⁸ The two students from the same grade (with different *hukou* types) were randomly selected, each from a different class section.¹⁹ The treatment and control sessions were formed in the same way. This substantially alleviated concerns over any pre-existing confounds since schools' social events generally take place within a class section and less often within a grade. Overall, 29% of 3-6 graders of these schools participated in our experiment. According to the post-experiment survey the average number of other subjects in a session that a participating student knew by name before the experiment was 1.7.²⁰

Identity manipulation The treatment and control conditions differ only in the use of identity manipulation. In the identity treatment we made *hukou* identity salient by using a survey and announcing subjects' *hukou* status in public at the beginning of the experiment, while in the control

¹⁷ We were unable to obtain school permission to recruit from the 6th graders at the fourth school since these students were preparing for the middle school entrance exams that were coming up in a few weeks.

¹⁸ For example, at the school where only 3-5 graders were recruited, each of the three H students came from a different grade, and so did the three L students. In other words, one H student and one L student were coming from the same grade. We followed a similar method at the other three schools where we were also able to recruit 6 graders. We selected three H students with each from a different grade, and three L with each from a different grade. To further reduce the probability of prior acquaintance, we made sure that an H student and an L student came from two different grades. For example, H students were recruited from grades 3, 5, and 6, respectively, and L students from grades 3, 4, and 6, respectively. For all cases, if two students were recruited from the same grade (hence by design had different *hukou* types) they came from different class sections. The average number of class sections at these grades is 3.3. The class size varies from 24 to 68 students per class, with median 36 and mean 35.8.

¹⁹ We also conducted a few sessions with the uniform *hukou* type in each of the schools. In this case, the six participants were selected from 6 different class sections, 2 from each of the three different grades.

²⁰ The average number of others one student knew in her session is 1.4 in Hoff and Pandey (2004).

subjects' *hukou* identity was kept private. In the pre-experiment survey used in the treatment, subjects were asked where they were born, whether they spoke with their parents in Beijing dialect, whether they (or their classmates or teachers) considered them as a Beijing local, and whether they paid the miscellaneous fees that were charged to non-local guest students at the beginning of the semester. They were also asked to compare Beijing local students with guest students on academic diligence, class participation, extracurricular activities and achievement, and thrift in daily spending. After the survey was conducted, the experimenter verified in public with every student their names and their month and date of birth, as well as their *hukou* background.²¹ In the control condition, the sessions started with neither the survey nor the public verification of individual *hukou* status, and proceeded directly to the experimenter illustration of the maze puzzles.

Incentivized task The experiment was conducted in a standard classroom setting with six subjects seated at separate desks with a fairly large distance from one another. Before the experiment started, participants were greeted by a female experimenter and each paid ¥3 participation fee up-front.²² The experimenter then explained the puzzle-solving tasks and rules. We followed Niederle *et al* (2007) and Hoff and Pandey (2004) by adopting the maze puzzle from Yahoo! games.²³ A sample maze puzzle with the solution is included in Appendix A. The task was to find a path through the field from one side to the other without crossing the walls (solid lines in the figure). The experimenter explained the rules using a simple maze puzzle, and showed how to solve another one with the similar difficulty level as

²¹ Experimenter said in public, "According to the information from the school's registrar office, your *hukou* belongs to [province/city] and it is a(n) [agricultural/non-agricultural] *hukou*." When verifying the information on date of birth, we did not reveal their year of birth to the public to avoid distorting their self-confidence due to the mixture of kids of different age.

²² An ID number was randomly assigned to each subject before they entered the classroom. The numbers determined where they sit. The ¥3 participation fee was enclosed in an envelope on each desk. Subjects were told that the money was theirs to keep upon arrival before the experiment started. Receiving compensation by participating in research projects was new in the Chinese culture, and was something these students had never experienced before. We paid them an up-front participation fee to gain their trust in the incentivized scheme.

²³ The mazes can be found at <http://games.yahoo.com/games/maze.html>. The difficulty level varies from 1 (easy) to 5 (hard). The mazes we used were level 2.

those that subjects were about to see in the games. Both puzzles were posted in front of the classroom during the illustration. Then subjects were given five minutes to practice with an additional puzzle while the experimenter assisted based on individual needs. After the practice round, subjects participated in two 15-minute blocks of experiment. In each block, they were given a booklet of 15 mazes, and had up to 15 minutes to solve as many as possible. All the thirty mazes were of the identical difficulty level. The two-block structure of the design allows us to analyze efficiency in learning, i.e., how their performance improved over time. It also allows us to compare the effects on performance of the homogenous versus heterogeneous reward regimes.

The homogenous reward system (hereafter the *piece rate* regime) used piece rate compensation in both blocks – subjects were rewarded with ¥1 for each puzzle solved correctly. The heterogeneous reward system (hereafter the *mixed tournament* regime) consists of piece rate in block one (¥1 per puzzle), and tournament in block two in which only the winner was rewarded with ¥6 per puzzle and other subjects received zero.²⁴ The winner was the one who solved the most number of puzzles in the session – in the case of a tie, each of those subjects who solved the highest number of puzzles was rewarded with ¥6 per puzzle.

Subjects were told that the task consisted of two phases. But the detailed instructions for phase two, including the payment scheme, were not given until they completed phase one. Therefore, the experiment design is identical in phase one of the piece rate regime and phase one of the mixed tournament regime. After the maze solving tasks, a post survey was conducted to collect demographic information. Subjects were then informed about their performance (and results of the tournament if applicable), paid individually in private, and dismissed.

It is important to note that students in our study are by no means a representative sample of the

²⁴ We use the mixed tournament regime, rather than tournament in both blocks, to alleviate the problem of earning inequality in the experiment.

entire migrant population in the large metropolitan areas in China. We believe that the effect of *hukou* found in this study may be a lower bound of the *true* impact of *hukou* on the behavior of the overall migrant population. Our surveys show that these ‘migrant’ students in our experiment have lived in Beijing for an average of six years, more than 60% of their current lifetime – a sufficiently long time for them to adapt into the local society. They speak with perfect local accent, and behave and dress in ways that are indistinguishable from their local counterparts. 17.5% of them were actually born in Beijing. A nontrivial fraction of these students consider themselves as locals, or believe to be considered as locals by their teachers/fellow students. It is reasonable to believe, therefore, that these students in our sample should be relatively *less* sensitive to the *hukou* status compared to their counterparts who recently migrated to Beijing who have not yet had enough time to adapt, may be more frequently exposed to estrangement and discrimination by the local community, and are constantly reminded of their lower status as an outsider of the municipality. Despite this (as discussed in the following section), the behavior of non-*hukou* students in response to economic incentives changes dramatically when their *hukou* background is made salient and publicly known in this study. Therefore, we expect that the magnitude of the *true* effect of *hukou* identity may be larger than that identified by this study.

B Data

The experiment was conducted in four public schools located in suburban Beijing in May and December 2007, and December 2008. At each school the experiment included four conditions including the piece rate regime with or without identity manipulation (i.e., publicly verifying *hukou*), and the mixed tournament regime with or without identity manipulation. Table 1 summarizes the features of experimental sessions. We conducted sessions separately for boys and girls to control for any potential gender differences (Niederle et. al., 2007). Most sessions contained a mixture of two *hukou* groups (H

vs. L, or H vs. M) with half of the subjects from each of the groups. Some sessions consisted of a homogeneous *hukou* type (H, M, or L) with all the six subjects being the same *hukou* type. In total we conducted 93 sessions, including 60 male sessions and 24 female sessions with mixed *hukou* types, and 7 male sessions and 2 female sessions with a homogeneous *hukou* type. The total number of subjects was 541 that accounts for 29% of the eligible population in the schools. Each treatment session lasted approximately one hour, whereas each control session lasted about forty five minutes.²⁵

We first report summary statistics and then investigate the effects of the *hukou* identity prime on subjects' performance in the maze solving task in the next section. Since both blocks in the piece rate regime and block 1 in the mixed tournament regime use piece rate as the payment method we refer them as the *piece rate blocks*. Since block 2 in the mixed tournament regime uses tournament as the payment method we refer it as the *tournament block*. We focus on the mixed *hukou* sessions since subjects' performance in these sessions is similar to that in the single *hukou* sessions. We use a 5-percent statistical significance level as the threshold (unless stated otherwise) to establish the significance of an effect.

The summary statistics presented in Table 2 show no statistical difference in the demographics and other related variables between the treatment and control conditions, indicating randomization of our sample across these experimental conditions. Two thirds of subjects were male. Subjects' average age was 10 at the time of the experiment. About 50% of subjects were Beijing urban (H) *hukou* holders, 43% non-Beijing rural (L) *hukou* holders, and about 7% non-Beijing urban (M) *hukou* holders. On average these students received ¥2.45 allowance weekly from their parents, about one tenth of the average earnings from the experiment. This shows that the incentives offered in the experiment were substantial.

²⁵ Average earnings per subject were ¥17.5 for the piece rate regime and ¥22.1 for the mixed tournament regime. The average exchange rate while the sessions were conducted was about \$1 = ¥7. The instructions are adopted from Hoff and Pandey (2004) and slightly revised. The English translation of the experimental instruction and surveys are included in Appendix B – D.

On average subjects born elsewhere had lived in Beijing for six years, 62% of their current life time. Despite the long time they had lived there, their perception of self-image is highly correlated with their *hukou* status. In the pre-survey for the treatment, subjects were asked whether they perceived themselves as Beijing local, and whether they expected their teachers/fellow students would consider them as Beijing local. Only 11% of L subjects (compared to 86% of H subjects, $p < 0.01$) considered themselves as Beijing local, and 20.7% of L subjects (compared to 84.6% of their H counterparts, $p < 0.01$) expected that their teachers/fellow students would consider them as Beijing local.

Table 3 shows the average number of puzzles solved by payment regime, gender, and block for the control group sessions (including single *hukou* sessions). The H-L or H-M difference is not statistically significant ($p > 0.10$) in either piece rate or mixed tournament. Thus it is reasonable to believe that there is no substantial difference between these subjects in their intrinsic ability of puzzle solving. For all the subjects the average number of puzzles increased by 2.37 from block 1 to block 2, suggesting substantial amount of learning. Conditional on the *hukou* status and payment regime, boys' performance exceeded girls' by 1.3 puzzles.

4 Results

We begin the data analysis by presenting summary statistics on task performance with a focus on the comparison between the treatment and control groups in Table 4. The tournament block (i.e., block 2 of the mixed tournament regime) is shaded to be differentiated from the piece rate blocks (i.e., both blocks of the piece rate regime and block 1 of the mixed tournament regime). The treatment-control differences reveal that in all the piece rate blocks, making *hukou* salient reduces the average number of puzzles solved by L (regardless of gender) and M *hukou* holders. The average number of puzzles solved is lower in the treatment than in the control by 1.02 ($p < 0.05$, one-side t test of mean comparison), 0.92 ($p <$

0.10, one-side t test of mean comparison), and 0.07 for L boys in blocks 1 and 2 of the piece rate regime, and block 1 of the mixed tournament regime, respectively. The corresponding performance reduction is 0.49, 1.53 ($p < 0.05$, one-side Wilcoxon rank sum test), and 0.52 for L girls; 1.23, 0.56 and 1.21 ($p < 0.10$, one-side Wilcoxon rank sum test) for M boys.²⁶ It suggests that when the *hukou* background is made salient, the inferior *hukou* holders, when mixed with the superior group, exert lower effort in response to economic incentives. In contrast the impact of *hukou* on the H group's effort level is more complex and less robust across the experiment conditions. For the H boys in the piece rate regime, the effect depends on whom they are mixed with in the same session – the *hukou* prime increases their performance when mixed with L, but decreases their performance when mixed with M. These effects are reversed in the piece rate block of the mixed tournament regime. Similarly for H girls the effect of *hukou* is positive in both blocks of the piece rate regime but negative in block 1 of the mixed tournament regime.

Subjects' performance in the tournament block is summarized in the shaded area in Table 4. We find that both H girls and L girls solve more puzzles in the treatment than in the control, 0.51 for the former and 1.2 ($p < 0.10$, one-side Wilcoxon rank sum test) for the latter. This suggests that making *hukou* salient increases female's competitiveness regardless of the *hukou* status. In contrast the *hukou* prime lowers the number of puzzles by 0.16 and 0.57 for L and M boys, respectively. For H boys the effect of *hukou* again depends on whom they are mixed with – they solved 1.88 *more* puzzles ($p < 0.10$, one-side Wilcoxon rank sum test) when mixed with M and 0.6 *less* puzzles when mixed with L. This may be because the H *hukou* status boys are more likely to be pressured by the competition threat from another group of closer 'rank', and are less likely to feel the threats in the presence of the L group. Thus they become more competitive when competing with M (their counterparts from other urban areas), and

²⁶ The student t test of mean comparison is used for H or L boys in the HL mixed sessions whereas Wilcoxon rank sum test is used for female sessions, and HM male sessions due to the number of observations. See the number of observations by experiment conditions in Table 1.

less competitive when competing with L (boys from non-Beijing rural areas).

We next use a linear regression model to investigate the impact to *hukou* on subjects' effort level under the piece rate payment method. We pool data from both blocks in the piece rate regime and block 1 of the mixed tournament regime. Results are reported in Table 5. The dependent variable is the number of puzzles solved. The independent variable of interest is '*salient hukou*' which equals to one in the treatment and zero in the control. We control for grade, gender, and school fixed effects.²⁷ Since observations are pooled from both blocks 1 and 2 in the piece rate regime, the variable '*block2*' is included to control for learning. To take account of the interdependence of these observations, standard errors are clustered on the level of individual subjects. Column 1 includes H group in HL mixture, column 2 L group, and column 3 M group.²⁸ Column 4 pools L and M groups since Table 4 shows a similar behavior change in the treatment compared to the control for these two groups.

Table 5 shows that making *hukou* salient slightly increases H's effort in the HL-mixing piece rate games, but the effect is not statistically significant. Making *hukou* salient and public significantly reduces L group's effort – L subjects solved 0.688 ($p < 0.05$) less puzzles in the treatment than in the control, other factors held constant. This effect is not only statistically significant but economically substantial. Since L group solved 6.1 puzzles in block 1 of the piece rate regime in the control, this effect of *hukou* identity is equivalent to a 12% drop in effort (and earnings) by the L group. Column 3 shows that when facing their superior counterpart M group reacts in a similar way as L does. Their effort is lowered by 0.888 puzzles in the treatment than in the control. It is not statistically significant probably due to the small number of observations. Pooling L and M in column 4 yields an average effect of *hukou* identity of -0.749 ($p < 0.01$). The effects of other covariates on the dependent variable are consistent with our

²⁷ The correlation between grade and subjects' age is 0.7 ($p < 0.01$). Results are consistent using age or grade. However, using grade yields a higher (adjusted) R^2 .

²⁸ HM sessions were conducted in two schools and included only boys due to the constraint in the recruiting. Hence the gender variables and two schools' fixed effects are missing in column 3.

expectations. The higher the grade the better the performance in puzzle solving. Boys solved more puzzles than girls, consistent with the summary statistics in Table 4. The covariate ‘block 2’ enters with a significantly positive sign, suggesting an improvement in performance in block 2 due to learning. This leads to the first result.

Result 1 (Effort): The impact of *hukou* identity on individuals’ effort depends on the social group they belong to. In the piece rate blocks, making *hukou* salient and public substantially reduces L’ performance. The impact on H and M groups is insignificant.

We next examine the impact of *hukou* identity on learning. On average subjects solved 2.37 more puzzles in block 2 compared to block 1. The extent of learning, computed as the difference of the number of puzzles between blocks 1 and 2, is presented in Table 6. The difference in the amount of learning between the control and treatment can be attributed to the effect of *hukou* identity. Two-side p -values from the t test of means for the HL mixed sessions or the Wilcoxon rank sum test for the HM mixed sessions are reported in the parentheses of Table 6.²⁹ Results show that the only group for which learning is affected by the *hukou* identity is L girls, and the effect is contingent upon the payment regime. Under the piece rate regime learning is more effective in the control (2.7 in the control versus 1.66 in the treatment, $p = 0.08$), whereas under the mixed tournament regime more effective learning takes place in the treatment (1.93 in the control versus 3.65 in the treatment, $p = 0.03$).³⁰

We further investigate the impact of *hukou* on L girls’ learning using OLS and present the results in Table 7. The dependent variable is the increase in the number of puzzles solved in block 2 compared to in block 1, i.e., learning. The explanatory variable of interest is ‘salient *hukou*’. Other covariates

²⁹ We use the Wilcoxon rank sum test for the HM sessions due to the small number of observations.

³⁰ The difference in learning between the control and treatment is not statistically different for any *hukou* or gender groups in the HM mixed sessions ($p > 0.10$, Wilcoxon rank sum test), probably due to the limited number of observations.

include grade and school fixed effects.³¹ Column (1)-(2) are corresponding to the piece rate and the mixed tournament regimes, respectively. Under the piece rate regime (column 1), ‘salient *hukou*’ reduces the effectiveness of learning by 0.922 puzzles ($p = 0.105$). Under the mixed tournament regime (column 2), making *hukou* salient and public in the treatment increases the level of learning by 1.608 puzzles ($p < 0.05$) compared to the control. This increase in learning effectiveness is economically sizable. It represents an increase of 83% compared to the amount of learning in the control (1.93). These results are generally consistent with those based on the t test of means in Table 6 and lead us to result 2.

Result 2 (Learning): Introducing competition may increase learning but this effect varies by social group and gender. The *hukou* identity improves L girls’ learning under the mixed tournament regime and has an insignificant effect on all other groups.

While results 1 and 2 focus on the impact of *hukou* identity on *individual*’s behavior, we next ask whether the *hukou* system affects the *overall* economic efficiency and income distribution of the society. We evaluate the overall economic efficiency or productivity on the basis of sessions. It is defined as the total number of puzzles solved by all the subjects (regardless of *hukou* types) in that session. However, while there were six students in most sessions, some sessions had fewer than six due to school absence of some pre-recruited subjects. To circumvent this problem, we use the *average* number of puzzles solved per capita to evaluate the productivity of the sessions. We then compare it between the control and the treatment, controlling for gender, learning, and payment scheme. The control condition simulates the ‘state’ without *hukou* whereas the treatment condition simulates the ‘state’ with *hukou*. The comparison of the overall productivity across these two states helps answer the question whether the existence of *hukou* system helps improve or causes damage to economic efficiency.

³¹ Fixed effects are missing for school 2 in column (1) and for school 3 in column (2) since we did not conduct the corresponding payment regime for HL girls mixed sessions in these schools due to the constraint of the subject pool.

Table 8 summarizes the session-level economic efficiency along with the two-side p-values of t test of means. We pool data in block 1 of the piece rate regime and block 1 of the mixed tournament regime since their designs are identical. We find that the overall economic efficiency is very similar between the control and treatment. For example, in the HL boys' sessions in block 1, the average number of puzzles solved per capita is 6.6 in the control and 6.41 in the treatment, but the difference is statistically insignificant ($p > 0.10$). This is true for all other cases. This leads us to result 3.

Result 3 (Economic Efficiency): *Hukou* has no significant impact on the overall economic efficiency. The average number of puzzles solved per capita is not significantly different between the control and the treatment regardless of session composition, gender, and payment regime.

Recall that result 1 shows that the *hukou* identity helps improve H's performance and significantly reduces L's under the piece rate payment method. This, combined with result 3, suggests that the *hukou* system may have caused income redistribution across different *hukou* groups. Our conjecture then is that the *hukou* system improves H's ranking but lowers L's in the income distribution. Consequently, hukou identity may be a contributing factor to increasing income inequality in urban China. We next investigate this hypothesis. We will focus on subjects' earnings in the HL sessions under the piece rate regime in which the significant impact of *hukou* on individual's performance is found as reported in result 1.

Table 9 summarizes average earnings under the piece rate regime by H and L, respectively, conditional on gender. Since ¥1 is paid for each puzzle, the earnings equal the total number of puzzles solved in blocks 1 and 2. We find that when *hukou* background is kept private in the control sessions both L boys and girls earn slightly but insignificantly more than their H counterparts. This further confirms that H and L students do not differ in terms of their intrinsic ability of puzzle solving. The direction of comparison is reversed in the treatment, however. We find that when *hukou* identity is made

salient and public both L boys and girls earn significantly *less* compared to their H counterparts. H boys earn an average of ¥16.5, compared to ¥14.1 by L boys ($p < 0.01$, one-side t test of means). H girls earn an average of ¥13.9, compared to ¥11.9 by L girls ($p < 0.10$, one-side t test of means). This comparison of average earnings suggests that the *hukou* system contributes to the H-L earning gap to the disadvantage of the low status *hukou* holders.

To examine more closely the impact of *hukou* on income inequality, we compare the earnings distribution between the control and treatment groups. Any shift in the distributions in the treatment, compared to the control, can be attributed to the impact of the *hukou* system. For both the control and the treatment groups we categorize subjects into four categories – those with earnings below the 25th percentile, between the 25th and 50th percentile, between the 50th and 75th percentile, and above the 75th percentile of the distribution. We report the earning distributions for H in figure 1.A and for L in figure 1.B.³² The white bars represent the control and the black bars the treatment groups.³³ We find that for H students in the control 22.2% have earnings among the bottom 25%, 31.1% between the 25th and 50th percentile, 15.6% between the 50th and 75th percentile, and 31.1% among the top 25%. The distribution is 17.2%, 23.4%, 20.3%, and 39.1% corresponding to these earning categories.³⁴ Therefore, the existence of *hukou* shifts up the rankings of H students. The effect of *hukou* is opposite for L students. It shifts the rankings of L students towards the low end of the distribution – it increases the percentage of L students in the bottom 25% from 11.9% to 30.3% ($p = 0.027$, two-side test of proportions).

In Table 10, we use an ordered probit model to analyze the effect of *hukou* on earning distribution while controlling for other factors. The dependent variable is a categorical variable that takes values of 1, 2, 3 and 4 if earnings are in the bottom 25%, between the 25th and 50th percentile,

³² Each range is close at the lower bound but open at the upper bound.

³³ Note we pool data of the females' and males' for each *hukou* type. The pattern is similar if the distributions are separated by gender.

³⁴ The earning histograms for H and L are presented in Appendix E. They show that H's earning histogram in the treatment shifts to the right compared to the control, while L's histogram shifts to the left, consistent with Figure 1.

between the 50th and 75th percentile, and in the top 25% of the distribution. Other covariates include grade, gender, and school fixed effects. We find that females' earning ranking is on average lower than males', and students from higher grade generally have higher ranking in the income distribution than those from lower grade. We also find that 'salient *hukou*' enters with an effect of -0.533 ($p < 0.05$), suggesting that *hukou* significantly decreases L students' ranking in the earning distribution. It slightly increases H students' ranking, but the effect is not statistically significant ($p > 0.10$). This finding leads us to result 4.

Result 4 (Earning Distribution): The *hukou* system significantly lowers L boys' and girls' ranking and slightly, but insignificantly, improves H boys' and girls' ranking in the earnings distribution.

Result 4 implies that the *hukou* system may have worsened the income gap between the local city residents and rural migrants even in the absence of any discrimination between the two social groups. The existing literature attributes income inequality to different economic endowments due to the *hukou* system's discriminatory treatment, i.e., the adverse impact of *hukou* on inequality stems from the fact that people of different *hukou* are entitled to different economic opportunities and have different access to economic resources. However, these studies have not established causal impact of *hukou* status. In contrast, the underlying mechanism identified in this study is fundamentally different. Our results suggest that the *hukou* identity, superimposed by the institution and tied to differential treatment in economic resource allocation, may have internalized by individuals over time and become an important part of their self-image. This perceived self-image *per se* is sufficient to distort their intrinsic response to economic incentives. It substantially discourages the efforts exerted by low status *hukou* holders, and consequently exacerbates the widening income gap in urban China.

5 Conclusion

We conduct an experimental study to investigate the causal impact of *hukou* identity on individuals' response to economic incentives in urban China. We examine the role that this internalized social identity plays in the widening economic disparity in urban China.

Our results indicate that making *hukou* identity salient adversely affects the economic performance of lower rank *hukou* holders including rural migrants and urban migrants who come from smaller cities. This adverse impact is significant and substantial for rural migrants. Making individuals' *hukou* status salient and public reduces the performance of rural migrant children on assigned tasks by 12%. The performance of individuals with a Beijing *hukou* improves, but insignificantly, when *hukou* status is made public. But the impact of *hukou* identity on overall economic efficiency, in terms of the difference between the average performance in the treatment and control sessions, is insignificant. The latter finding combined with the reduced effort of rural migrants in the treatment group suggests a shift in the income distribution in favor of Beijing *hukou* holders. We find that for the latter socio-economic group when *hukou* identity is primed the proportion with earnings among the bottom 25% drops from 22.2% to 17.2% and increases by almost 8 percentage points in the group of top 25% earners. The effect of *hukou* is opposite for rural migrants. It shifts their rankings towards the low end of the income distribution – the percentage of rural migrants in the bottom 25% increases significantly from 11.9% to 30.3%. This evidence suggests that the *hukou* identity imposed and shaped by the institution may distort individuals' *intrinsic* response to incentives. This distortion can serve as an additional avenue through which the *hukou* system aggravates the rising socio-economic inequality in urban China.

References

Akerlof, George and Rachel Kranton. 2000. "Economics and Identity." *Quarterly Journal of Economics*, 115(3): 715–753.

- Aronson, Joshua, Dianne Quinn and Steven Spencer. 1998. "Stereotype Threat and the Academic Underperformance of Minorities and Women" in J. Swim & C. Stangor (Eds.) *Prejudice: The Target's Perspective*. New York: Academic Press.
- Ball, Sheryl, Catherine Eckel, Phillip Grossman and William Zame. 2001. "Status in Markets." *Quarterly Journal of Economics*, 155(1): 61-181.
- Bargh, John. 2006. "What Have We Been Priming All These Years? On the Development, Mechanisms, and Ecology of Nonconscious Social Behavior." *European Journal of Social Psychology*, 36: 147-168.
- Bargh, John, Mark Chen and Lara Burrows. 1996. "Automaticity of Social Behavior: Direct Effects of Trait Construct and Stereotype Activation on Action." *Journal of Personality and Social Psychology*, 71: 230-244.
- Bargh, John and Paula Pietromonaco. 1982. "Automatic Information Processing and Social Perception: The Influence of Trait Information Presented outside of Conscious Awareness on Impression Formation." *Journal of Personality and Social Psychology*, 22: 293-311.
- Beijing Municipal Bureau of Statistics. 2005. China Statistical Press, Beijing.
- Benabou, Roland and Jean Tirole. 2006. "Identity, Dignity and Taboos: Beliefs as Assets." Princeton University Manuscript.
- Benjamin, Daniel, James Choi and A. Joshua Strickland. 2008. "Social Identity and Preferences." NBER Working Paper No. 13309.
- Cai, Fang, ed. 2002. *Zhongguo Renkou Yu Laodong Wenti Baogao: Chengxiang Jiuye Wenti Yu Duice (Report on China's Population and Labor: Employment Issues and Strategies in Urban and Rural Areas)*. Beijing: Shehui Kexue Wenxian Chubanshe (Social Sciences Documentation Publishing House).
- Chan, Kam Wing and Li Zhang. 1999. "The hukou System and Rural-Urban Migration in China: Processes and Changes". *The China Quarterly*, 160: 818-855.
- Chen, Aimin. 2002. "Urbanization and Disparities in China: Challenges of Growth and Development." *China Economic Review*, 13: 407-411.
- Chen, Jian, 1996. Regional Income Inequality and Economic Growth in China. *Journal of Comparative Economics* 22, 141-164.
- Cheng, Tiejun and Mark Selden. 1994. "The Origins and Social Consequences of China's Hukou System". *The China Quarterly*, 139: 644-668.
- Fang, Hanming and Glenn Loury. 2005. " "Dysfunctional Identities" Can Be Rational." *American Economic Review*, 95(2): 104-111.
- Harbaugh, W. T. and Krause, K. 2000. "Children's Altruism in Public Good and Dictator Game Experiments." *Economic Inquiry*, 38 (1): 95-109.
- Harbaugh, W. T., Krause, K. and Berry, T. R. 2001. "GARP for Kids: On the Development of Rational Choice Behavior." *American Economic Review*, 91 (5): 1539-45.

- Hare, Denise, West, Loraine A., 1999. Spatial Patterns in China's Rural Industrial Growth and Prospects for Alleviation of Regional Income Inequality. *Journal of Comparative Economics*, 27: 475–497.
- Harrison, Glenn W. and John A. List. 2004. “Field Experiments.” *Journal of Economic Literature*, 42 (4): 1009-1055.
- Hoff, Karla and Priyanka Pandey. 2004. “Belief System and Durable Inequalities: An Experimental Investigation of Indian Caste”. World Bank Manuscript.
- Horst, Ulrich, Alan Kirman and Miriam Teschl. 2006. “Changing Identity: The Emergence of Social Groups.” University of British Columbia Manuscript.
- Jalan, Jyotsna, Ravallion, Martin, 1998. Transient Poverty in Post-reform Rural China, 1952–1985. *Journal of Comparative Economics*, 26: 338–357.
- Kanbur, Ravi, and Xiaobo Zhang. 1999. “Which Regional Inequality? The Evolution of Rural–Urban and Inland–Coastal Inequality in China from 1983 to 1995.” *Journal of Comparative Economics*, 27: 686–701.
- Kojima, Reetsu. 1995. “Urbanization in China.” *The Developing Economies*, XXXIII-2: 121-154.
- Lin, Justin Yifu, Fang Cai and Zhou Li. 1995. *The China's Miracle: Development Strategy and Economic Reform*. The Chinese Univ. of Hong Kong Press, Hong Kong.
- Lin, Justin Yifu and Zhiqiang Liu. 2000. “Fiscal Decentralization and Economic Growth in China.” *Economic Development and Cultural Change*, 49 (1): 1–21.
- Liu, Zhiqiang. 2005. “Institution and Inequality: The Hukou System in China.” *Journal of Comparative Economics*, 33(1): 133-157.
- Lu, Zhigang and Shunfeng Song. 2006. “Rural–Urban Migration and Wage Determination: The Case of Tianjin, China.” *China Economic Review*, 17: 337–345.
- National Bureau of Statistics of China. 2002. Tabulation on the 2000 Population Census of the People's Republic of China, China Statistical Press, Beijing.
- National Bureau of Statistics of China. 1994-2003. China Statistical Yearbook, China Statistical Press, Beijing.
- Niederle, Muriel and Lise Vesterlund. 2007. “Do Women Shy Away from Competition? Do Men Compete Too Much?” *Quarterly Journal of Economics*, 122(3): 1067-1101.
- Shayo, Moses. 2005. “Nation, Class and Redistribution: Applying Social Identity Research to Political Economy.” Princeton University Manuscript.
- Shih, Margaret, Todd Pittinsky and Nalini Ambady. 1999. “Stereotype Susceptibility: Identity Salience and Shifts in Quantitative Performance.” *Psychological Science*, 10(1): 81-84.
- Smith, John. 2005. “Reputation, Social Identity and Social Conflict.” Princeton University Manuscript.
- Steele, Claude. 1997. “A Threat in the Air: How Stereotypes Shape Intellectual Identity and Performance.” *American Psychologist*, 52: 613–629.

Whalley, John and Shunming Zhang. 2007. "A Numerical Simulation Analysis of (*Hukou*) Labor Mobility Restrictions in China." *Journal of Development Economics*, 83: 392-410.

Yao, Shujie, Zongyi Zhang and Lucia Hanmer. 2004. "Growing Inequality and Poverty in China." *China Economic Review*, 15: 145– 163.

Yardely, Jim. 2004. "Farmers Being Moved Aside by China's Real Estate Boom." *The New York Times*, December, 8.

Yu, Depeng. 2002. *Chengxiang Shehui: Cong Geli Zouxiang Kaifang: Zhongguo Huji Zhidu Yu Hujifa Yanjiu (City and Countryside Societies: from Segregation to Opening: Research on China's Household Registration System and Laws)*. Jinan: Shandong Renmin Chubanshe (Shandong People's Press).

Table 1. Experimental Design

Treatment	Is <i>hukou</i> publicly verified?	Reward in block 1 (per puzzle)	Reward in block 2 (per puzzle)	<i>Hukou</i> Composition	Gender	Number of Sessions	Number of Subjects*
1. Piece rate	No	¥1	¥1	3L, 3H	Male	9	52
				3L, 3H	Female	6	35
				3M, 3H	Male	3	18
2. Mixed tournament	No	¥1	¥6 per puzzle for winner	3L, 3H	Male	9	51
				3L, 3H	Female	5	30
				3M, 3H	Male	3	16
3. Piece rate with <i>hukou</i> publicly verified	Yes	¥1	¥1	3L, 3H	Male	15	89
				3L, 3H	Female	7	41
				3M, 3H	Male	3	18
4. Mixed tournament with <i>hukou</i> publicly verified	Yes	¥1	¥6 per puzzle for winner	3L, 3H	Male	15	86
				3L, 3H	Female	6	34
				3M, 3H	Male	3	17
5. Single <i>hukou</i> group	Yes	¥1	¥6 per puzzle for winner	6H	Male	3	18
				6M	Male	1	6
				6L	Male	3	18
				6H	Female	1	6
				6L	Female	1	6
Total						93	541

* 17 prospective participants missing due to absence from school. The experimenter was not informed in a timely manner in order to find replacements.

Table 2. Summary Statistics

Variables	Control			Treatment			Two-side P value
	Mean	Std. Dev.	Obs.	Mean	Std. Dev.	Obs.	t test of means or proportions
Grade	4.27	1.03	202	4.36	1.08	339	0.31
Age (years)	9.85	1.29	202	9.82	1.23	339	0.78
Male	0.68	0.47	202	0.74	0.44	339	0.11
H (Beijing urban)	0.50	0.50	202	0.49	0.50	339	0.82
L (Non-Beijing rural)	0.42	0.49	202	0.44	0.50	339	0.59
Number of games solved in block 1	6.31	2.43	202	6.23	2.27	339	0.70
Number of games solved in block 2	8.54	2.83	202	8.68	2.79	339	0.58
Total earnings (yuan, including showup fee)	19.89	21.06	202	20.14	22.77	339	0.90
Years lived in Beijing	6.18	3.33	82	5.98	2.92	149	0.63
Father's education	3.11	1.11	188	2.98	1.18	330	0.25
Mother's education	2.94	1.17	187	2.81	1.24	329	0.26
Allowance per week (yuan)	2.55	1.66	196	2.35	1.53	335	0.15
Previous experience with maze game	1.89	0.63	197	1.81	0.61	337	0.15
Number of other students known in session	2.19	2.02	198	1.91	1.78	337	0.10

Notes: Father/mother's education – elementary school (1), middle school (2), high school (3), 3-year college (4), 4-year college/university (5), or graduate degree (6). Previous experience with maze game ('Have you ever played any maze games before?') – no (1), played similar games (2), played the same games (3).

Table 3. Number of Mazes Solved by Game, Round and Gender

	Piece Rate								Mixed Tournament									
	Boys				Girls				Boys				Girls					
	Hukou Group			Diff.		Hukou Group		Diff.		Hukou Group			Diff.		Hukou Group		Diff.	
	<i>H</i>	<i>M</i>	<i>L</i>	<i>H vs. M</i>	<i>H vs. L</i>	<i>H</i>	<i>L</i>	<i>H vs. L</i>	<i>H</i>	<i>M</i>	<i>L</i>	<i>H vs. M</i>	<i>H vs. L</i>	<i>H</i>	<i>L</i>	<i>H vs. L</i>		
Block 1	6.31 (0.421)	7.56 (1.002)	6.80 (0.507)	-1.25 (0.978)	-0.49 (0.659)	5.56 (0.573)	5.59 (0.529)	-0.03 (0.782)	6.84 (0.467)	7.88 (0.693)	6.19 (0.437)	-1.03 (0.999)	0.66 (0.648)	5.60 (0.505)	5.40 (0.423)	0.20 (0.659)		
Block 2	8.61 (0.441)	9.00 (1.067)	9.28 (0.549)	-0.39 (1.027)	-0.67 (0.699)	7.00 (0.775)	8.29 (0.427)	-1.29 (0.900)	9.53 (0.533)	10.13 (0.611)	8.59 (0.563)	-0.59 (1.116)	0.94 (0.777)	7.20 (0.712)	7.33 (0.591)	-0.13 (0.925)		

Notes: Standard errors in parentheses.

Table 4. Effects of Making *Hukou* Salient on Puzzle-Solving Performance

Composition	<i>Hukou</i> and gender groups	Block	Number of mazes solved in piece rate			Number of mazes solved in mixed tournament		
			Control (1)	Treatment (2)	Effect of identity (2) – (1)	Control (3)	Treatment (4)	Effect of Identity (4) – (3)
H vs. L	H Boys	1	6.3	7.11	0.81	7.21	6.63	-0.58
	H Boys	2	8.44	9.39	0.95	10.21	9.61	-0.6
	H Girls	1	5.56	6.05	0.49	5.6	5.47	-0.13
	H Girls	2	7	7.8	0.8	7.2	7.71	0.51
H vs. L	L Boys	1	6.8	5.78	-1.02	6.19	6.12	-0.07
	L Boys	2	9.28	8.36	-0.92	8.59	8.43	-0.16
	L Girls	1	5.59	5.1	-0.49	5.4	4.88	-0.52
	L Girls	2	8.29	6.76	-1.53	7.33	8.53	1.2
H vs. M	H Boys	1	6.33	6.22	-0.11	5.75	6.38	0.63
	H Boys	2	9.11	7.89	-1.22	7.5	9.38	1.88
	M Boys	1	7.56	6.33	-1.23	7.88	6.67	-1.21
	M Boys	2	9	8.44	-0.56	10.13	9.56	-0.57

Notes: Shaded areas are where tournament is used (i.e., block 2 of the mixed tournament sessions). Piece rate is used in both blocks of piece rate sessions and block 1 of mixed tournament sessions.

Table 5: Impact of *hukou* on effort in mixed *hukou* piece rate sessions

	(1)	(2)	(3)	(4)
<i>Hukou</i> group	H	L	M	L, M
Session composition	HL	HL	HM	HL, HM
salient <i>hukou</i>	0.224 (0.361)	-0.688** (0.289)	-0.888 (0.654)	-0.749*** (0.269)
grade	0.738*** (0.169)	0.866*** (0.118)	1.830*** (0.338)	0.984*** (0.117)
female	-0.774* (0.396)	-1.354*** (0.302)		-1.329*** (0.286)
block 2	2.078*** (0.229)	2.492*** (0.203)	1.695*** (0.393)	2.380*** (0.183)
school 1	-1.233** (0.559)	1.055* (0.590)	0.403 (0.767)	0.775* (0.433)
school 2	-1.261** (0.525)	0.634 (0.470)		0.464 (0.450)
school 3	-0.527 (0.468)	0.239 (0.388)		0.102 (0.364)
Constant	3.945*** (0.826)	2.692*** (0.653)	-0.526 (1.531)	2.410*** (0.595)
Observations	318	317	53	370
R ²	0.264	0.387	0.535	0.398

Notes: Standard errors in parentheses are clustered at the level of individual subjects.
* - significant at 10% level; ** - significant at 5% level; *** - significant at 1% level.

Table 6: Impact of *Hukou* on Learning

Session composition	<i>Hukou</i> and gender groups	Learning in piece rate regime			Learning in mixed tournament regime		
		Control (1)	Treatment (2)	Effect of <i>hukou</i> on learning (2) - (1)	Control (3)	Treatment (4)	Effect of <i>hukou</i> on learning (4) - (3)
H vs. L	H Boys	2.14	2.28	0.14 (0.80)	3	2.98	-0.02 (0.96)
	H Girls	1.44	1.75	0.31 (0.64)	1.6	2.24	0.64 (0.40)
H vs. L	L Boys	2.48	2.58	0.10 (0.85)	2.4	2.31	-0.09 (0.84)
	L Girls	2.7	1.66	-1.04 (0.08)	1.93	3.65	1.72 (0.03)
H vs. M	H Boys	2.78	1.67	-1.11 (0.11)	1.75	3	1.25 (0.45)
	M Boys	1.44	2.11	0.67 (0.26)	2.25	2.89	0.64 (0.54)

Notes: Two-side p-values from the t test of means (for HL mixed sessions) or Wilcoxon rank sum test (for HM mixed sessions) are included in the parentheses in smaller font.

Table 7: Impact of *hukou* on learning for L girls

	(1)	(2)
<i>Hukou</i> -gender group	L girls	L girls
Session composition	HL	HL
Payment regime	Piece rate	Mixed tournament
salient <i>hukou</i>	-0.922 (0.553)	1.608** (0.762)
grade	0.659** (0.269)	0.475 (0.359)
school 1	0.220 (0.848)	1.025 (1.063)
school 2		1.236 (0.862)
school 3	-0.487 (0.620)	
Constant	0.103 (1.305)	-0.729 (1.768)
Observations	38	32
Adjusted R ²	0.15	0.12

Notes: Fixed effects are missing for school 2 in column (1) and for school 3 in column (2) since we did not conduct the corresponding payment regime for HL girls mixed sessions in these schools due to the constraint of the subject pool. Standard errors are in parentheses. * - significant at 10% level; ** - significant at 5% level; *** - significant at 1% level.

Table 8: Impact of *hukou* on economic efficiency

Session composition	Gender	Block 1 (all piece rate)			Block 2 piece rate			Block 2 tournament		
		control	treatment	p value	control	treatment	p value	control	treatment	p value
H vs. L	Boys	6.6	6.41	0.53	8.85	8.87	0.97	9.35	9.03	0.53
H vs. L	Girls	5.54	5.39	0.65	7.63	7.27	0.56	7.27	8.12	0.18
H vs. M	Boys	6.88	6.4	0.38	9.06	8.17	0.31	8.81	9.47	0.47

Notes: Two-side p values from the t test of means are reported.

Table 9: H-L earning gap under piece rate regime

Session composition	Gender	Control			Treatment		
		H	L	p value	H	L	p value
H vs. L	Boys	14.7	16.1	0.33	16.5	14.1	0.02
H vs. L	Girls	12.6	13.9	0.40	13.9	11.9	0.14

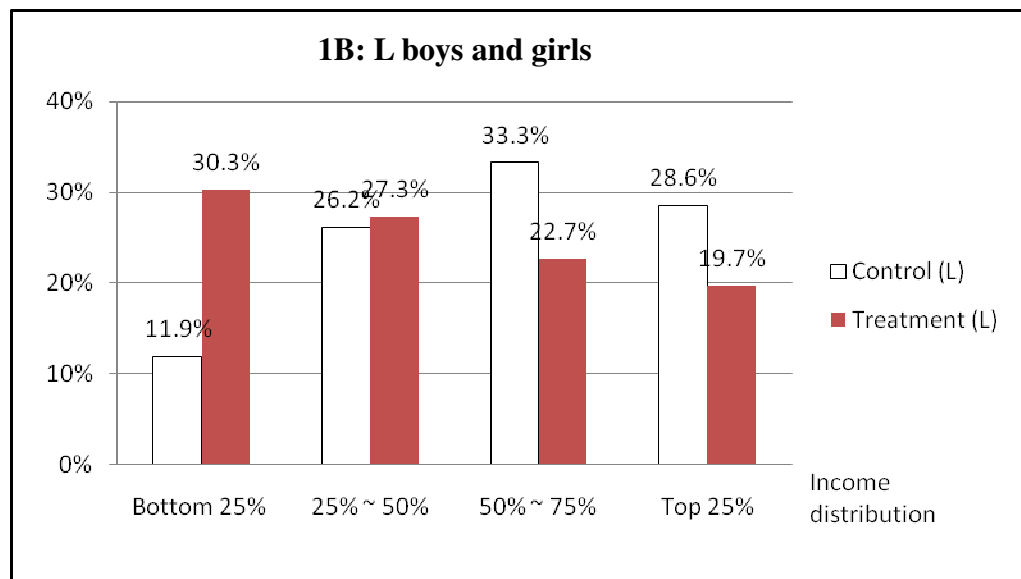
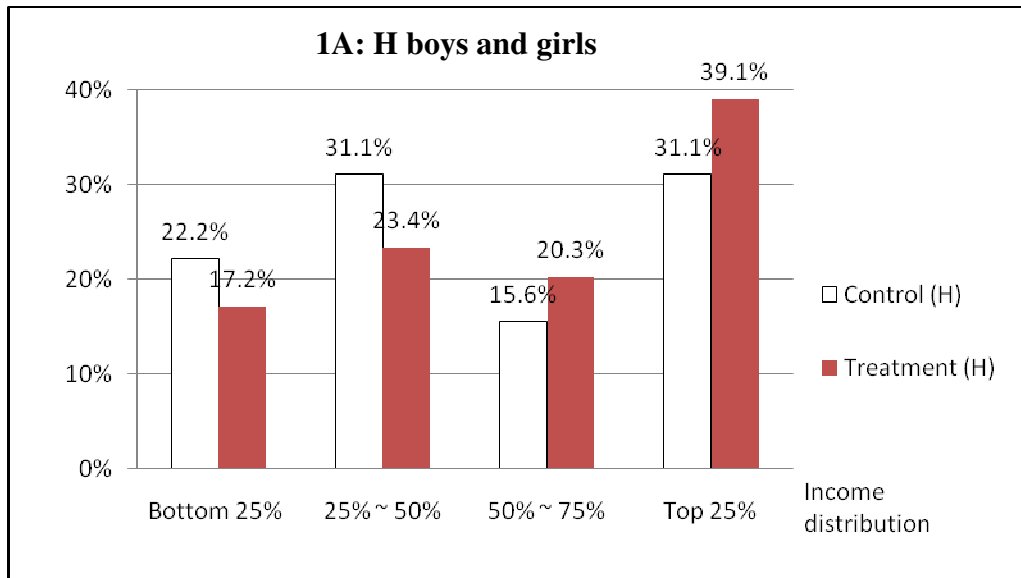
Notes: Two-side p values from the t test of means are reported.

**Table 10: Impact of *hukou* on earning distribution in piece rate regime
– ordered probit**

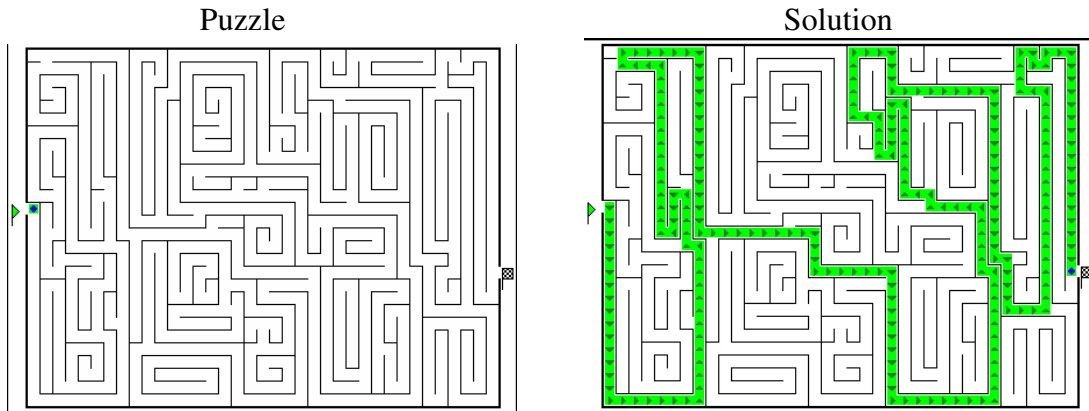
<i>Hukou</i> group	H	L
Session composition	HL	HL
salient <i>hukou</i>	0.141 (0.218)	-0.533** (0.221)
grade	0.289*** (0.104)	0.435*** (0.106)
female	-0.364 (0.240)	-0.684*** (0.244)
school 1	-0.318 (0.407)	0.559 (0.427)
school 2	-0.348 (0.335)	0.325 (0.335)
school 3	-0.0872 (0.307)	0.232 (0.299)
Observations	109	108
Pseudo R2	0.05	0.10
Log Likelihood Function	-139.6	-135.2

Notes: The dependent variable is a categorical variable that takes values of 1, 2, 3 and 4 if earning is below the 25th percentile, between the 25th and 50th, between the 50th and 75th, and above the 75th percentile of the earning distribution. Standard errors are in parentheses. * - significant at 10% level; ** - significant at 5% level; *** - significant at 1% level.

Figure 1: Impact of *hukou* on earning distribution under piece rate regime



Appendix A. A Sample Maze Game



Appendix B. Experimental Instruction

The instruction was given in Chinese. The English translation is presented below with the instructions for experimenters included in the parentheses in italics.

I. Piece rate without *hukou* primed

1. Welcome! Each of you will be compensated with 3 yuan for your participation. Please find 3 yuan in the envelop on your desk. It is yours to keep.
2. In addition, you may earn more money in the games. The average earnings will be about 12 to 18 yuan. You will be paid in cash in private at the end of the games. You are under no obligation to let others know how much you earn. You will participate in two rounds of maze solving games. The entire games will last about half an hour. Please do not talk to each other during the experiment. Please raise your hand if you had any questions.
3. First, we will show you what the game looks like and how to solve it. (*Experimenter reveals the first sample maze and explains while drawing on the poster.*) On the left hand side of the maze, it is the entrance indicated by a triangle flag. On the right hand side, it is the exit indicated by a square flag. The black lines are walls. Your task is to find a path from the entrance to the exit without crossing the walls. You may erase or cross out if you make any mistakes.
4. Let's look at the second example. It is similar to what you will need to solve in the games. (*Experimenter reveals the second example and illustrates how to solve it.*)
5. Now you will be given another maze for practice. Everyone will have 5 minutes to do so. If you have any questions, please raise your hand and we will come to you. (*Experimenter offers individual assistance to those who need help.*)
6. Next, we will start the first round of the games. Please find the booklet that says 'Round 1' on the cover. Please don't open the booklet until you are told to do so. There is one maze on each page, and in total 15 games. Everyone will be given 15 minutes to solve as many games as you can. You don't need to solve those games in order. You may skip any game as you like.
7. Now we will explain the rewards. For this round, you will get 1 yuan for each puzzle you solve correctly. So if

you solve one, you will get one yuan. If you solve two, you will get two yuan ...

(Experimenter reveals the following table on the blackboard and goes through this hypothetical example to make sure every subject follows the calculation of rewards. Experimenter asks subject no. 1, ‘suppose Qiang solve 4 mazes, how much he will earn?’ Then experimenter asks subject no. 2 how much Gang will earn... Hypothetical female names are used in the table if it is female session.)

Name	Number of puzzles solved	Rewards
Qiang	4	
Gang	7	
Peng	9	
Wei	12	
Hao	14	
Dong	5	

8. Recall you will have 15 minutes to solve as many mazes as you can. When 5 minutes remain we will let you know. When time is up, please put down the pencil immediately and close the booklet. Please open the booklet now. You may start. *(Experimenter collects the booklet when round 1 is over.)*

9. Next we will explain the games in round 2. Please find the booklet that says ‘Round 2’ on the cover. Please don’t open it until you are told to do so. The booklet contains another 15 games with the same difficulty level.

10-PieceRate. The rules and rewards in round 2 are exactly the same as that in round 1. Let’s review the reward calculation again. *(Experimenter reviews the reward table above without checking with individual subjects.)*

11. Again you will have 15 minutes to solve as many mazes as you can. We will let you know when 5 minutes are left. Please open the booklet now. You may start. *(Experimenter collects the booklet when round 2 is over.)*

12. Please find the booklet that says ‘Survey’ on the cover. While we are grading your games and computing your payoffs please complete the survey. Please try to answer as many questions as you can. We are not going to share individual answers with anyone else including your teachers.

13. You will now be paid in private. Remember you don’t have to tell others how much you earned. Thank you for your participation in our study!

II. Tournament without hukou primed

(Replace step 10-PieceRate above with step 10-Tournament below. Keep other steps the same as in Piece Rate.)

10-Tournament. Please note that the rules now are different from round 1. In this round, you will compete with each other. Only the winner(s) will get rewards. The winner(s) is/are the person(s) who solve(s) the greatest number of mazes. The reward for the winner(s) is 6 yuan each game. So if he solves one maze, he will get 6 yuan. If he solves two mazes, he will get 12 yuan. If he solves three mazes, he will get 18 yuan... If it’s a tie, all the winners will be compensated. Each of them will get 6 yuan per game. Let’s go over one example.

Name	Number of puzzles solved	Winner	Rewards
Qiang	4		
Gang	7		
Peng	9		
Wei	12		

Hao	14
Dong	5

(Experimenter adds one more column ‘winner’ in the reward calculation table. Experimenter checks with each subject, e.g., ‘Is Qiang the winner? How much does he earn in this case?’)

III. Piece rate with hukou primed

(Same as I. except that Step 0 is added.)

0. Welcome! Each of you will be compensated with 3 yuan for your participation. Please find 3 yuan in the envelop on your desk. It is yours to keep. Now please find the booklet that says ‘Survey 1’ on the cover. Please try to answer as many questions as you can. We will keep your answers confidential and will not share them with anyone else including your teachers. *(After everyone completes the survey, experimenter goes to each student, and verifies in public their names, month and date of birth, and hukou information. Students nod and say yes if information is correct.)*

IV. Mixed Tournament with Hukou Announced

The same as Mixed Tournament except that Step 0 is added.

V.A. Mixed Tournament with Hukou Announced, and H Only

The same as Mixed Tournament except that Step 0 is added. Note there are 6 Beijing urban students (H) in this session.

V.B. Mixed Tournament with Hukou Announced, and M Only

The same as Mixed Tournament except that Step 0 is added. Note there are 6 Non-Beijing urban students (M) in this session.

V.C. Mixed Tournament with Hukou Announced, and L Only

The same as Mixed Tournament except that Step 0 is added. Note there are 6 Non-Beijing rural students (L) in this session.

Appendix C. Pre-experimental Survey (used in the HL treatment)

1. Place of birth: ____ province ____ city ____ street/village
2. If you were not born in Beijing, when did you move to Beijing? _____ year
3. The location of your *hukou*: ____ province ____ city ____ street/village
 Check here if you don't know the answer.
5. Which dialect do you speak with your parents at home?
a) Beijing dialect, b) Other, please specify _____
6. Do you consider yourself as Beijing local?
a) Yes, b) Somewhat, c) No, d) Don't know
7. Do your classmates consider you as Beijing local?
a) Yes, b) Somewhat, c) No, d) Don't know
8. Do your teachers consider you as Beijing local?
a) Yes, b) Maybe, c) No, d) Don't know
9. Were you charged 40 *yuan* rural guest student fee or 80 *yuan* local student fee at the beginning of this semester?
a) 40 *yuan* (rural guest student fee), b) 80 *yuan* (local student fee), c) other _____
10. Where do the students come from in your class?
a) All from Beijing, b) Most from Beijing, and some from elsewhere,
c) Some from Beijing, and most from elsewhere, d) Don't know
11. Compare Beijing local students and those from non-Beijing rural areas, what are your opinions regarding the following questions?
 - i) Who generally study harder?
a) Beijing local students, b) Students from non-Beijing rural areas,
c) They study equally hard.
 - ii) Who are more active participating in classes, e.g., ask and answer questions?
a) Beijing local students, b) Students from non-Beijing rural areas,
c) They are equally active in class participation.
 - iii) Who are more active participating in extracurricular activities?
a) Beijing local students, b) Students from non-Beijing rural areas,
c) They are equally active in those activities.
 - iv) Who are thriftier with money?
a) Beijing local students, b) Students from non-Beijing rural areas,
c) They are equally so.

Appendix D. Post-experimental Survey³⁵

1. Place of birth: _____ province _____ city _____ street/village
2. If you were not born in Beijing, when did you move to Beijing? _____ year
3. The location of your *hukou*: _____ province _____ city _____ street/village
 Check here if you don't know the answer.
4. Your father's employer:
 - a) Government, including military, b) State owned company, c) Privately owned company,
 - d) Foreign invested enterprises, e) Self-employed, f) Others, please specify: _____
5. Your father's highest level of education achieved:
 - a) Elementary school, b) Middle school, c) High school, d) College, e) University, f) Graduate school
6. Your mother's employer:
 - a) Government, including military, b) State owned company, c) Privately owned company,
 - d) Foreign invested enterprises, e) Self-employed, f) Others, please specify: _____
7. Your mother's highest level of education achieved:
 - a) Elementary school, b) Middle school, c) High school, d) College, e) University, f) Graduate school
8. Your average ranking in your class is:
 - a) Top 25%, b) 25%-50%, c) 50%-75%, d) 75%-100 %, e) don't know for sure
9. Do you like living in the current residential area?
 - a) Like it very much, b) Like, c) neutral, d) Dislike, e) Dislike it very much
10. Where will you want to live when growing up?
 - a) Beijing, b) Your hometown, please specify _____,
 - c) Other cities in China, please specify _____, d) Foreign country, please specify _____
11. What is your ideal job when growing up?
12. How much pocket money do your parents give to you per week? (Please exclude the expense on meals and transportation)
 - a) Less than 3.5 *yuan*, b) 3.5-7 *yuan*, c) 7-10.5 *yuan*, d) 10.5-14 *yuan*, e) more than 14 *yuan*
13. Have you ever played this kind of maze game before?
 - a) No, b) Played similar games before, c) Played exactly the same games before
14. How hard did you think these maze games were?
 - a) Very hard, b) Hard, c) Neutral, d) Easy, e) Very easy
15. How many other students in this session do you know by name?
 - a) 0, b) 1, c) 2, d) 3, e) 4, f) 5

³⁵ For the treatment sessions, the first three questions were included in the pre-experiment survey.

Appendix E. Earning histograms under piece rate regime

